

# Cytokeratin 17 antibody



Catalog Number: 109796

## Product name

Cytokeratin 17 antibody

## Specificity

Human, Mouse, Rat; other species not tested.

## Antibody description

Cytokeratin 17 Rabbit Polyclonal antibody. Positive FC detected in HeLa cells. Positive IF detected in HeLa cells. Positive IHC detected in human cervical cancer tissue, human lung cancer tissue, human pancreas cancer tissue, human skin tissue. Positive WB detected in HeLa cells, A431 cells. Positive IP detected in HeLa cells. Observed molecular weight by Western-blot: 48 kDa

## Preparation

This antibody was obtained by immunization of Cytokeratin 17 recombinant protein (Accession Number: NM\_000422). Purification method: Antigen affinity purified.

## Formulation

PBS with 0.02% sodium azide and 50% glycerol pH 7.3.

## Storage

Store at -20°C. DO NOT ALIQUOT

## Clonality

Polyclonal

## Ig Type

Rabbit IgG

## Applications

ELISA, WB, FC, IP, IHC, IF

## Dilutions

Recommended Dilution:


WB: 1:500-1:5000

IP: 1:200-1:2000

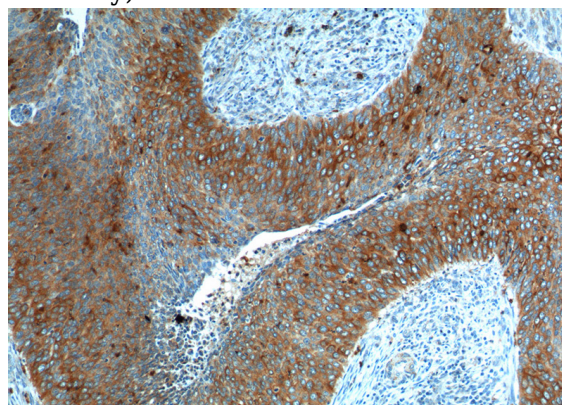
IHC: 1:20-1:200

IF: 1:20-1:200

## Validations



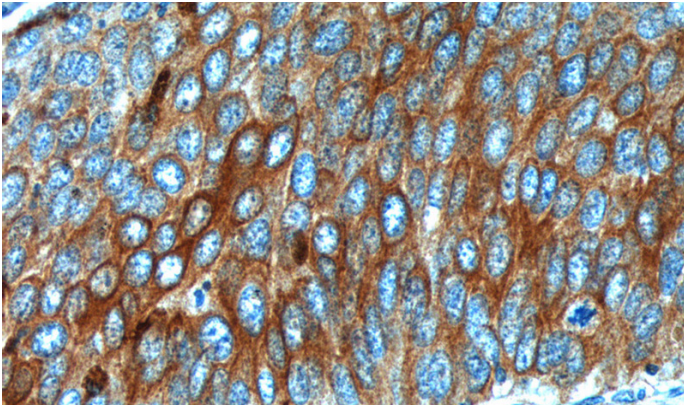
HeLa cells were subjected to SDS PAGE followed by western blot with Catalog No:109796(KRT17 antibody) at dilution of 1:600



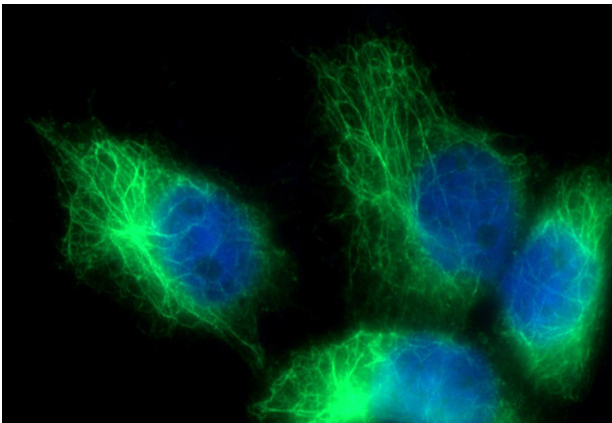
Immunohistochemistry of paraffin-embedded human cervical cancer tissue slide using Catalog No:109796(KRT17 Antibody) at dilution of 1:200 (under 10x lens).

# Cytokeratin 17 antibody

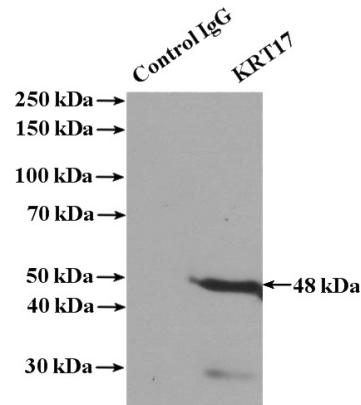
Catalog Number: 109796



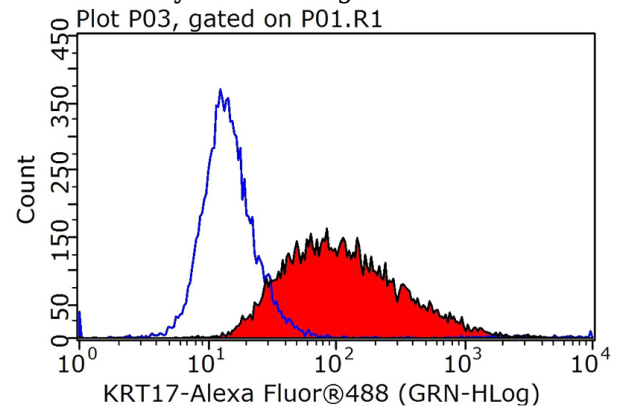
Immunohistochemistry of paraffin-embedded human cervical cancer tissue slide using Catalog No:109796(KRT17 Antibody) at dilution of 1:200 (under 40x lens).



Immunofluorescent analysis of (-20oc Ethanol) fixed HeLa cells using Catalog No:109796(KRT17 Antibody) at dilution of 1:50 and Alexa Fluor 488-conjugated AffiniPure Goat Anti-Rabbit IgG(H+L)



IP Result of anti-KRT17 (IP:Catalog No:109796, 4ug; Detection:Catalog No:109796 1:600) with HeLa cells lysate 1600ug.



$1 \times 10^6$  HeLa cells were stained with 0.2ug KRT17 antibody (Catalog No:109796, red) and control antibody (blue). Fixed with 90% MeOH blocked with 3% BSA (30 min). Alexa Fluor 488-conjugated AffiniPure Goat Anti-Rabbit IgG(H+L) with dilution 1:1000.