

# B4GALT6 antibody

Catalog Number: 108396

## Product name

B4GALT6 antibody

Recommended Dilution:

WB: 1:200-1:2000

## Specificity

Human, Mouse, Rat; other species not tested.

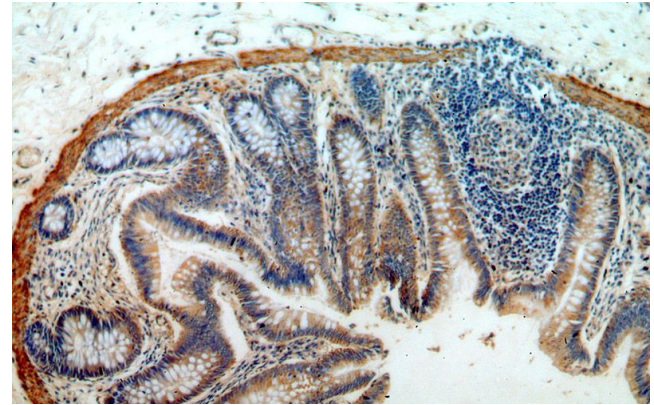
IHC: 1:20-1:200

IF: 1:10-1:100

## Antibody description

B4GALT6 Rabbit Polyclonal antibody. Positive IHC detected in human colon tissue, human brain tissue. Positive IF detected in Hela cells. Positive WB detected in mouse heart tissue, HEK-293 cells, human brain tissue, human heart tissue, human placenta tissue, mouse brain tissue, mouse kidney tissue. Observed molecular weight by Western-blot: 45-60kd

## Validations



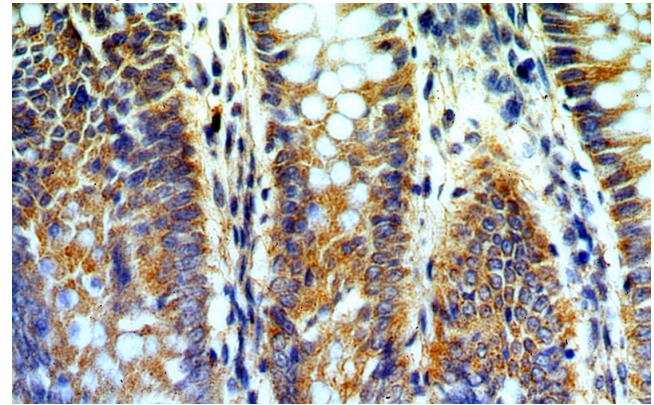
## Preparation

This antibody was obtained by immunization of B4GALT6 recombinant protein (Accession Number: NM\_004775). Purification method: Antigen affinity purified.

Immunohistochemical of paraffin-embedded human colon using Catalog No:108396(B4GALT6 antibody) at dilution of 1:100 (under 10x lens)

## Formulation

PBS with 0.02% sodium azide and 50% glycerol pH 7.3.



## Storage

Store at -20°C. DO NOT ALIQUOT

Immunohistochemical of paraffin-embedded human colon using Catalog No:108396(B4GALT6 antibody) at dilution of 1:100 (under 40x lens)

## Clonality

Polyclonal

## Ig Type

Rabbit IgG

## Applications

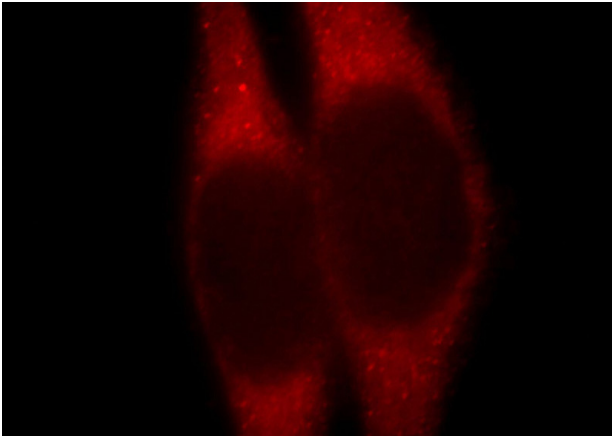
ELISA, IHC, IF, WB

## Dilutions

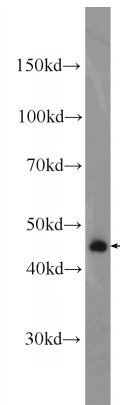
# B4GALT6 antibody



Catalog Number: 108396



Immunofluorescent analysis of HeLa cells, using B4GALT6 antibody Catalog No:108396 at 1:25 dilution and Rhodamine-labeled goat anti-rabbit



IgG (red).

mouse heart tissue were subjected to SDS PAGE followed by western blot with Catalog No:108396(B4GALT6 Antibody) at dilution of 1:600