

TRMT11 antibody



Catalog Number: 116396

Product name

TRMT11 antibody

IHC: 1:20-1:200

IF: 1:10-1:100


Specificity

human, mouse, rat; other species not tested.

Antibody description

TRMT11 Rabbit Polyclonal antibody. Positive WB detected in mouse uterus tissue, HepG2 cells. Positive IHC detected in human liver. Positive IF detected in HepG2. Observed molecular weight by Western-blot: 53kd

Validations



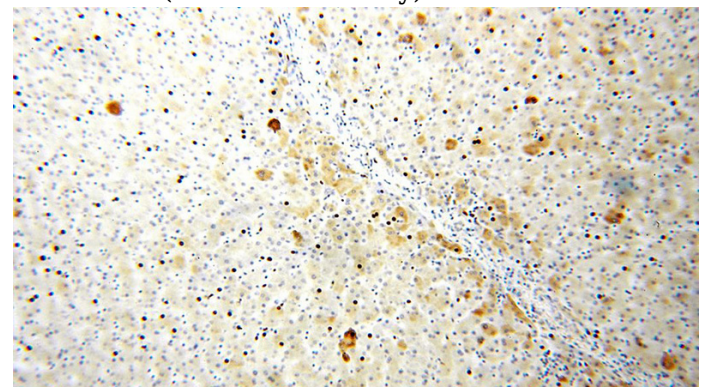
Preparation

This antibody was obtained by immunization of TRMT11 recombinant protein (Accession Number: NM_001031712). Purification method: Antigen affinity purified.

mouse uterus tissue were subjected to SDS PAGE followed by western blot with Catalog No:116396(TRMT11 antibody) at dilution of 1:400

Formulation

PBS with 0.02% sodium azide and 50% glycerol pH 7.3.



Storage

Store at -20°C. DO NOT ALIQUOT

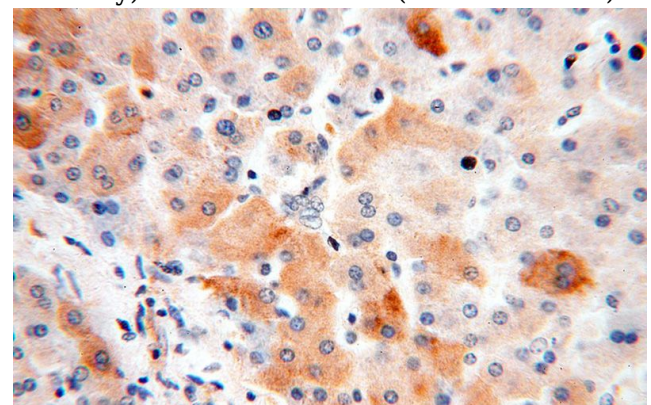
Clonality

Polyclonal

Immunohistochemical of paraffin-embedded human liver using Catalog No:116396(TRMT11 antibody) at dilution of 1:50 (under 10x lens)

Ig Type

Rabbit IgG



Applications

ELISA, WB, IHC, IF

Dilutions

Recommended Dilution:

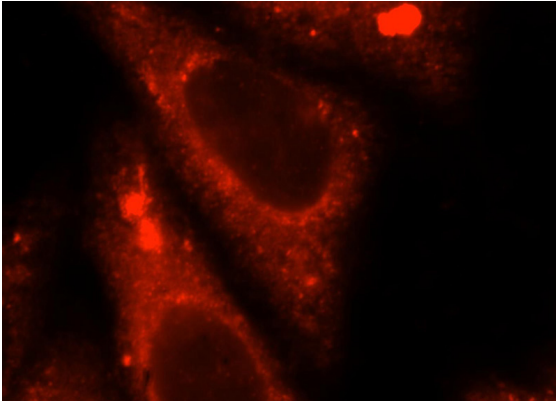
WB: 1:500-1:5000

Immunohistochemical of paraffin-embedded human liver using Catalog No:116396(TRMT11

TRMT11 antibody

Catalog Number: 116396

antibody) at dilution of 1:50 (under 40x lens)



Immunofluorescent analysis of HepG2 cells, using IFT52 antibody Catalog No:116396 at 1:25 dilution and Rhodamine-labeled goat anti-rabbit IgG (red).