

L-VOCC antibody



Catalog Number: 112396

Product name

L-VOCC antibody

Specificity

Human, Mouse; other species not tested.

Antibody description

L-VOCC Rabbit Polyclonal antibody. Positive WB detected in Transfected HEK-293 cells. Positive IHC detected in mouse liver tissue.

Preparation

This antibody was obtained by immunization of L-V^oCC recombinant protein (Accession Number: NM_001129844). Purification method: Antigen affinity purified.

Formulation

PBS with 0.1% sodium azide and 50% glycerol pH 7.3.

Storage

Store at -20°C. DO NOT ALIQUOT

Clonality

Polyclonal

Ig Type

Rabbit IgG

Applications

ELISA, IHC, WB

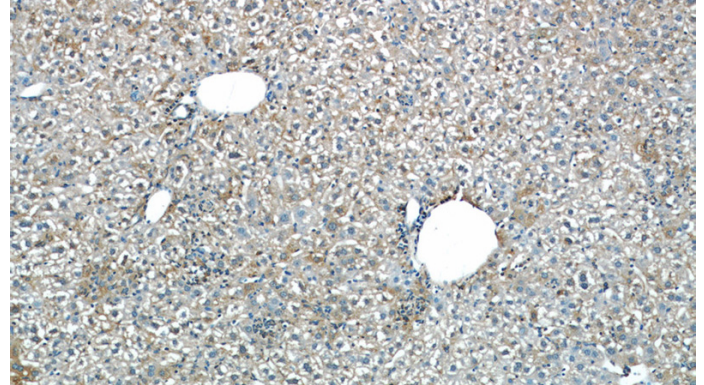
Dilutions

Recommended Dilution:

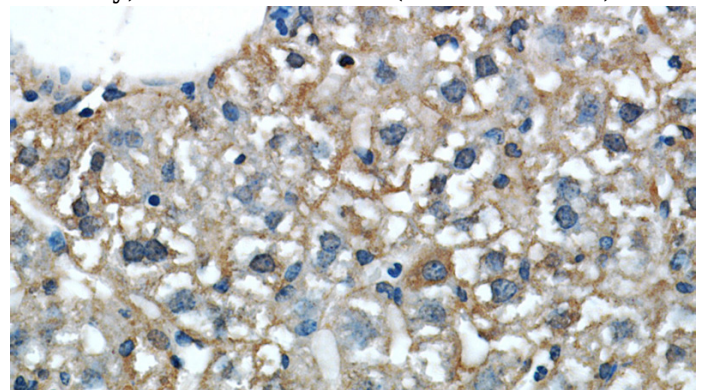
WB: 1:1000-1:10000

IHC: 1:20-1:200

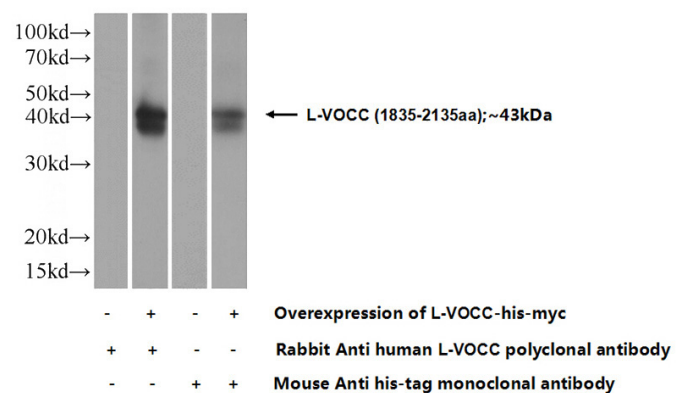
Validations



Immunohistochemical of paraffin-embedded mouse liver using Catalog No:112396(L-VocC antibody) at dilution of 1:50 (under 10x lens)



Immunohistochemical of paraffin-embedded mouse liver using Catalog No:112396(L-VocC antibody) at dilution of 1:50 (under 40x lens)



Transfected HEK-293 cells were subjected to SDS PAGE followed by western blot with Catalog No:112396(L-VocC Antibody) at dilution of 1:2000