

CYP2J2 antibody

Catalog Number: 109696

Product name

CYP2J2 antibody

IHC: 1:20-1:200


Specificity

Human, Mouse, Rat; other species not tested.

Antibody description

CYP2J2 Rabbit Polyclonal antibody. Positive IHC detected in human liver cancer tissue, human heart tissue. Positive WB detected in mouse skeletal muscle tissue. Observed molecular weight by Western-blot: 58kd

Validations



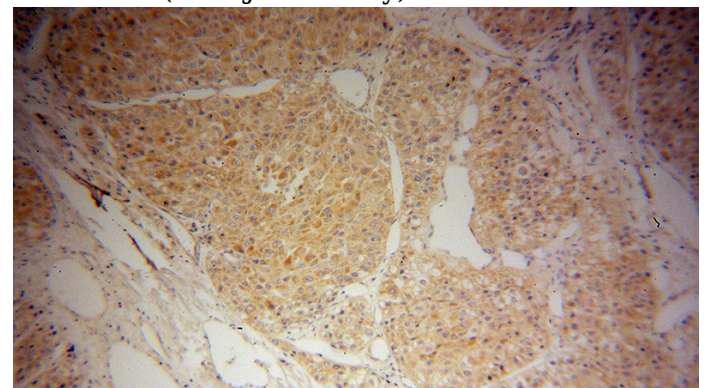
Preparation

This antibody was obtained by immunization of CYP2J2 recombinant protein (Accession Number: NM_000775). Purification method: Antigen affinity purified.

mouse skeletal muscle tissue were subjected to SDS PAGE followed by western blot with Catalog No:109696(CYP2J2 antibody) at dilution of 1:500

Formulation

PBS with 0.02% sodium azide and 50% glycerol pH 7.3.



Storage

Store at -20°C. DO NOT ALIQUOT

Clonality

Polyclonal

Ig Type

Rabbit IgG

Applications

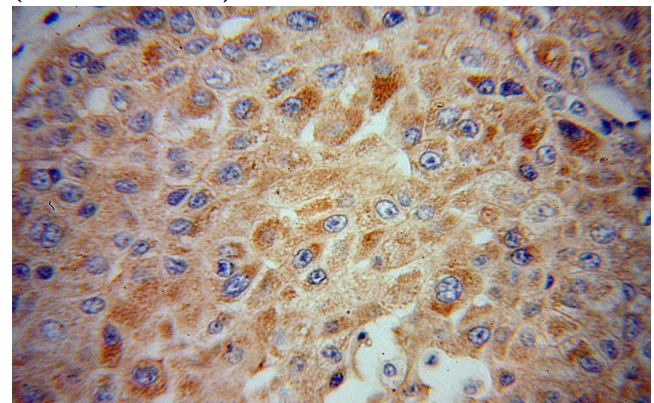
ELISA, WB, IHC

Dilutions

Recommended Dilution:

WB: 1:200-1:2000

Immunohistochemical of paraffin-embedded human liver cancer using Catalog No:109696(CYP2J2 antibody) at dilution of 1:50 (under 10x lens)



Immunohistochemical of paraffin-embedded human liver cancer using Catalog No:109696(CYP2J2 antibody) at dilution of 1:50

CYP2J2 antibody



Catalog Number: 109696

(under 40x lens)