

# ACTA1-Specific antibody

Catalog Number: 106996

## Product name

ACTA1-Specific antibody

## Specificity

Human, Mouse, Rat; other species not tested.

## Antibody description

ACTA1-Specific Rabbit Polyclonal antibody. Positive IHC detected in human skeletal muscle tissue, human hysterosarcoma tissue. Positive WB detected in human skeletal muscle tissue, mouse skeletal muscle tissue, rat skeletal muscle tissue. Observed molecular weight by Western-blot: 42kd

## Preparation

This antibody was obtained by immunization of Peptide (Accession Number: NM\_001100). Purification method: Antigen affinity purified.

## Formulation

PBS with 0.02% sodium azide and 50% glycerol pH 7.3.

## Storage

Store at -20°C. DO NOT ALIQUOT

## Clonality

Polyclonal

## Ig Type

Rabbit IgG

## Applications

ELISA, WB, IHC


## Dilutions

Recommended Dilution:

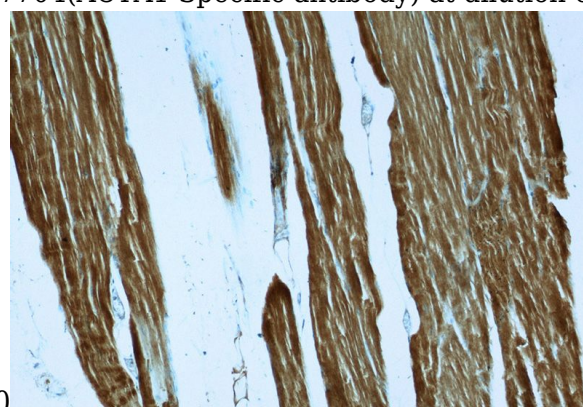
WB: 1:500-1:5000

IHC: 1:20-1:200

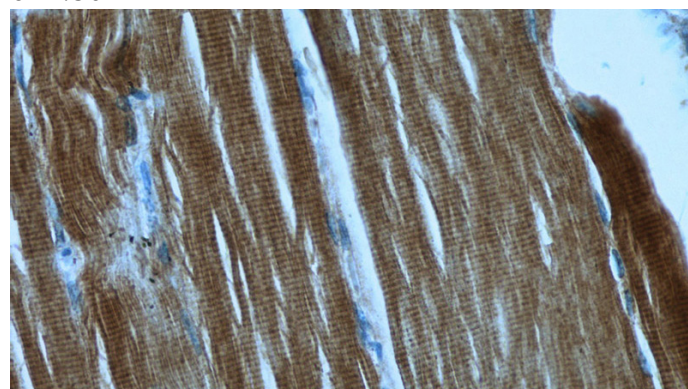
## Validations



human skeletal muscle tissue were subjected to SDS PAGE followed by western blot with Catalog No:107704(ACTA1-Specific antibody) at dilution of



Immunohistochemistry of paraffin-embedded human skeletal muscle slide using Catalog No:107704(ACTA1-Specific Antibody) at dilution of 1:50



Immunohistochemistry of paraffin-embedded human skeletal muscle slide using Catalog No:107704(ACTA1-Specific Antibody) at dilution

# ACTA1-Specific antibody



Catalog Number: 106996

---

of 1:50