

GNB3 antibody



Catalog Number: 110996

Product name

GNB3 antibody

Specificity

Human, Mouse, Rat; other species not tested.

Antibody description

GNB3 Rabbit Polyclonal antibody. Positive WB detected in human liver tissue, HepG2 cells. Positive IHC detected in human testis tissue, human brain tissue, human kidney tissue, human liver tissue, human lung tissue, human ovary tissue. Positive IF detected in HepG2 cells. Observed molecular weight by Western-blot: 37 kDa

Preparation

This antibody was obtained by immunization of GNB3 recombinant protein (Accession Number: NM_002075). Purification method: Antigen affinity purified.

Formulation

PBS with 0.02% sodium azide and 50% glycerol pH 7.3.

Storage

Store at -20°C. DO NOT ALIQUOT

Clonality

Polyclonal

Ig Type

Rabbit IgG

Applications

ELISA, WB, IHC, IF

Dilutions


Recommended Dilution:

WB: 1:500-1:5000

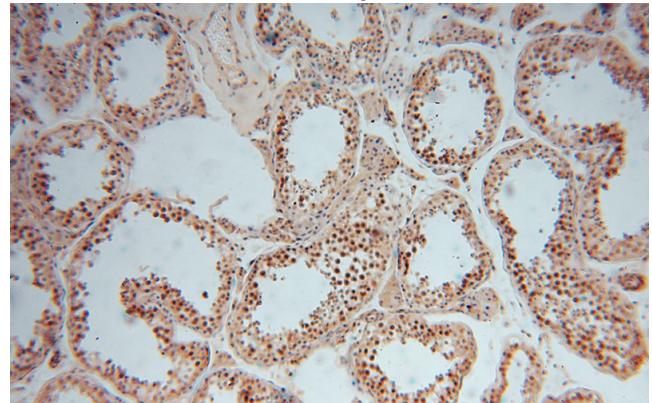
IHC: 1:20-1:200

IF: 1:50-1:500

Validations



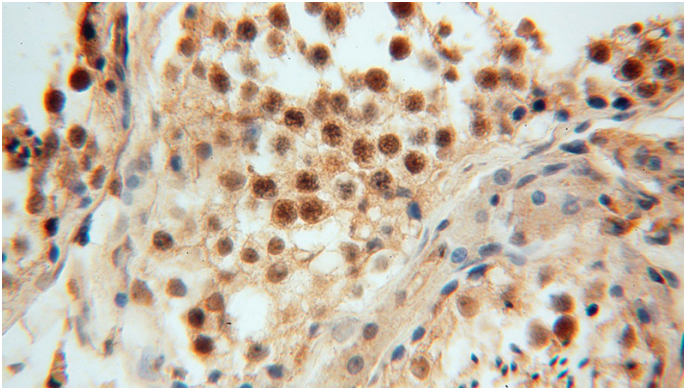
human liver tissue were subjected to SDS PAGE followed by western blot with Catalog No:110996(GNB3 antibody) at dilution of 1:500



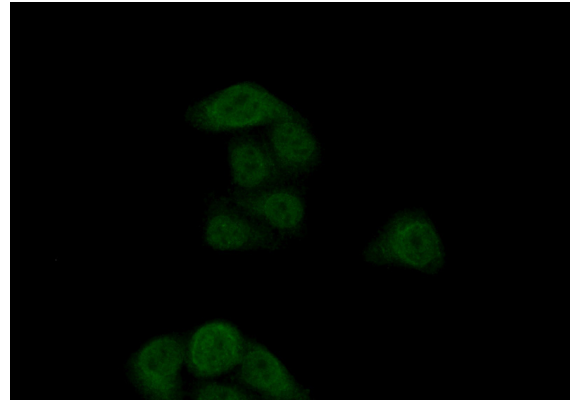
Immunohistochemical of paraffin-embedded human testis using Catalog No:110996(GNB3 antibody) at dilution of 1:50 (under 10x lens)

GNB3 antibody

Catalog Number: 110996



Immunohistochemical of paraffin-embedded human testis using Catalog No:110996(GNB3 antibody) at dilution of 1:50 (under 40x lens)



Immunofluorescent analysis of (10% Formaldehyde) fixed HepG2 cells using Catalog No:110996(GNB3 Antibody) at dilution of 1:50 and Alexa Fluor 488-conjugated AffiniPure Goat Anti-Rabbit IgG(H+L)