

RBM11 antibody

Catalog Number: 114596

Product name

RBM11 antibody

IP: 1:200-1:1000

IF: 1:50-1:500


Specificity

Human; other species not tested.

Validations

Antibody description

RBM11 Rabbit Polyclonal antibody. Positive IP detected in HEK-293 cells. Positive WB detected in HEK-293 cells. Positive IF detected in HEK-293 cells. Observed molecular weight by Western-blot: 35 kDa



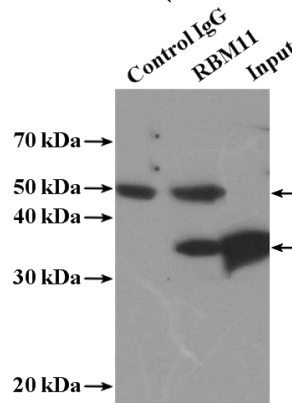
Preparation

This antibody was obtained by immunization of RBM11 recombinant protein (Accession Number: XM_017028385). Purification method: Antigen affinity purified.

HEK-293 cells were subjected to SDS PAGE followed by western blot with Catalog No:114596(RBM11 Antibody) at dilution of 1:300

Formulation

PBS with 0.02% sodium azide and 50% glycerol pH 7.3.



Storage

Store at -20°C. DO NOT ALIQUOT

Clonality

Polyclonal

IP Result of anti-RBM11 (IP:Catalog No:114596, 4ug; Detection:Catalog No:114596 1:300) with HEK-293 cells lysate 3000ug.

Ig Type

Rabbit IgG

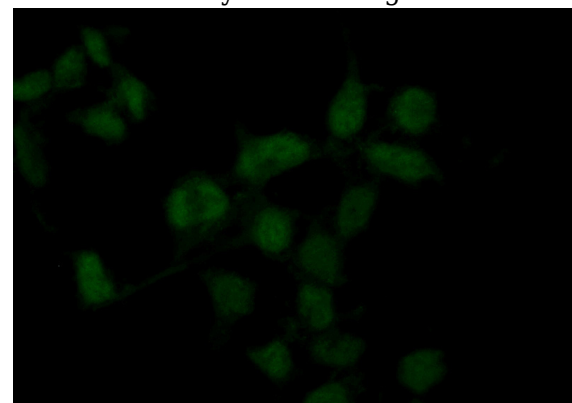
Applications

ELISA, WB, IP, IF

Dilutions

Recommended Dilution:

WB: 1:200-1:1000



Immunofluorescent analysis of (10% Formaldehyde) fixed HEK-293 cells using Catalog

RBM11 antibody



Catalog Number: 114596

No:114596(RBM11 Antibody) at dilution of 1:50

and Alexa Fluor 488-conjugated AffiniPure Goat
Anti-Rabbit IgG(H+L)