

# DDB2 Polyclonal Antibody

Catalog Number: 163596

## Product name

DDB2 Polyclonal Antibody

## Specificity

Human, Mouse, Rat

## Antibody description

Polyclonal antibody to DDB2

## Preparation

Antigen: Recombinant fusion protein containing a sequence corresponding to amino acids 1-315 of human DDB2 (NP\_000098.1).

## Formulation

PBS with 0.02% sodium azide, 50% glycerol, pH7.3.

## Storage

Store at -20°C. Avoid freeze / thaw cycles.

## Clonality

Polyclonal

## Ig Type

Rabbit IgG

## Applications

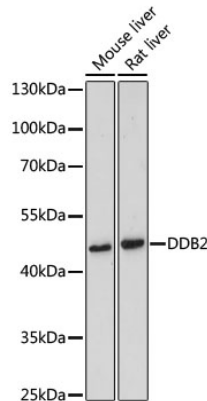
WB, IF

## Dilutions

WB 1:500 - 1:2000

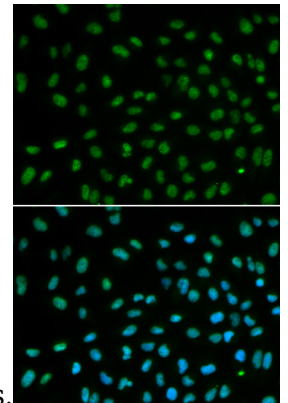
IF 1:50 - 1:200

## Validations



## Western blot - DDB2 Polyclonal Antibody

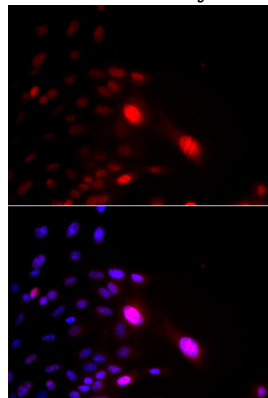
Western blot analysis of extracts of various cell lines, using DDB2 antibody at 1:500 dilution. Secondary antibody: HRP Goat Anti-Rabbit IgG (H+L) at 1:10000 dilution. Lysates/proteins: 25ug per lane. Blocking buffer: 3% nonfat dry milk in TBST. Detection: ECL



Basic Kit .Exposure time: 90s.

## Immunofluorescence - DDB2 Polyclonal Antibody

Immunofluorescence analysis of MCF-7 cells using DDB2 antibody . Blue: DAPI for nuclear staining.



## Immunofluorescence - DDB2 Polyclonal Antibody

# DDB2 Polyclonal Antibody



Catalog Number: 163596

---

Immunofluorescence analysis of U2OS cells using DDB2 antibody . Blue: DAPI for nuclear staining.  
DNA damage by a UV-A laser.