

# Desmin antibody

Catalog Number: 109896

## Product name

Desmin antibody

## Specificity

Human, Mouse, Rat; other species not tested.

## Antibody description

Desmin Rabbit Polyclonal antibody. Positive IHC detected in human heart tissue, human skeletal muscle tissue, mouse heart tissue. Positive WB detected in mouse heart tissue, mouse skeletal muscle tissue, rat skeletal muscle tissue. Observed molecular weight by Western-blot: 50-55 kDa

## Preparation

This antibody was obtained by immunization of Desmin recombinant protein (Accession Number: NM\_001927). Purification method: Antigen affinity purified.

## Formulation

PBS with 0.02% sodium azide and 50% glycerol pH 7.3.

## Storage

Store at -20°C. DO NOT ALIQUOT

## Clonality

Polyclonal

## Ig Type

Rabbit IgG

## Applications

ELISA, WB, IHC


## Dilutions

Recommended Dilution:

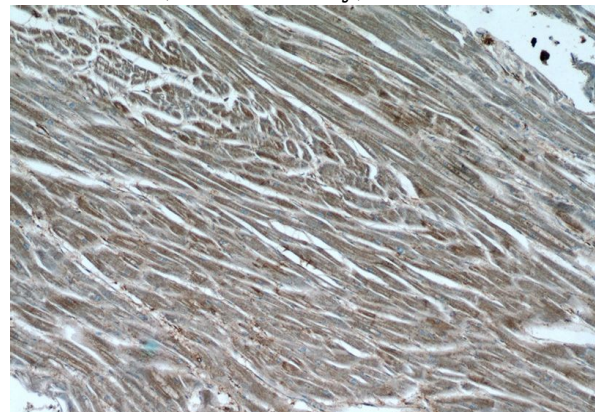
WB: 1:200-1:2000

IHC: 1:20-1:200

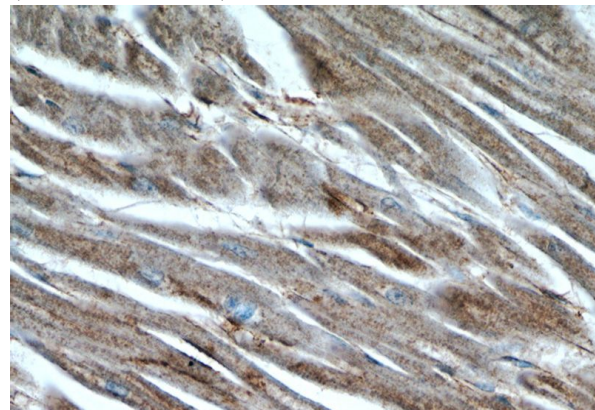
## Validations



mouse heart tissue were subjected to SDS PAGE followed by western blot with Catalog No:109896(DES Antibody) at dilution of 1:600



Immunohistochemistry of paraffin-embedded human heart tissue slide using Catalog No:109896(DES Antibody) at dilution of 1:50 (under 10x lens)



Immunohistochemistry of paraffin-embedded human heart tissue slide using Catalog

# Desmin antibody



Catalog Number: 109896

---

No:109896(DES Antibody) at dilution of 1:50 (under 40x lens)