

MUM1 antibody



Catalog Number: 112896

Product name

MUM1 antibody

Recommended Dilution:

WB: 1:200-1:2000

Immunogen

IP: 1:200-1:1000

[Human MUM1 Recombinant protein \(GST tag\)](#)

IHC: 1:20-1:200


Specificity

Human; other species not tested.

Validations

Antibody description

MUM1 Rabbit Polyclonal antibody. Positive IHC detected in human endometrial cancer tissue. Positive WB detected in HT-1080 cells, Jurkat cells. Positive IP detected in Jurkat cells. Observed molecular weight by Western-blot: 70-80 kDa



Preparation

This antibody was obtained by immunization of MUM1 recombinant protein (Accession Number: BC008098). Purification method: Antigen affinity purified.

HT-1080 cells were subjected to SDS PAGE followed by western blot with Catalog No:112896(MUM1 antibody) at dilution of 1:300

Formulation

PBS with 0.02% sodium azide and 50% glycerol pH 7.3.

Storage

Store at -20°C. DO NOT ALIQUOT

Clonality

Polyclonal

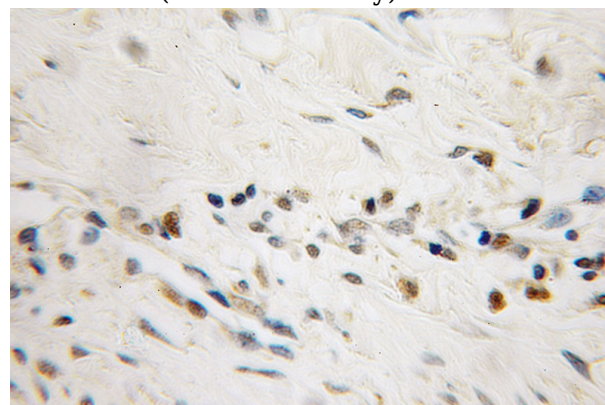
Ig Type

Rabbit IgG

Applications

ELISA, WB, IHC, IP

Dilutions

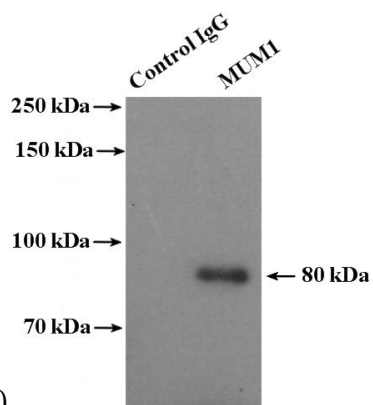


Immunohistochemical of paraffin-embedded human endometrial cancer using Catalog No:112896(MUM1 antibody) at dilution of 1:50

MUM1 antibody

Catalog Number: 112896

IP Result of anti-MUM1 (IP:Catalog No:112896, 4ug; Detection:Catalog No:112896 1:300) with Jurkat cells lysate 4000ug.



(under 10x lens)