

TMEM127 antibody



Catalog Number: 116096

Product name

TMEM127 antibody

IHC: 1:20-1:200

IF: 1:10-1:100


Specificity

Human; other species not tested.

Validations

Antibody description

TMEM127 Rabbit Polyclonal antibody. Positive IP detected in HeLa cells. Positive IF detected in HeLa cells. Positive IHC detected in human heart tissue, human liver cancer tissue. Observed molecular weight by Western-blot: 26 kDa



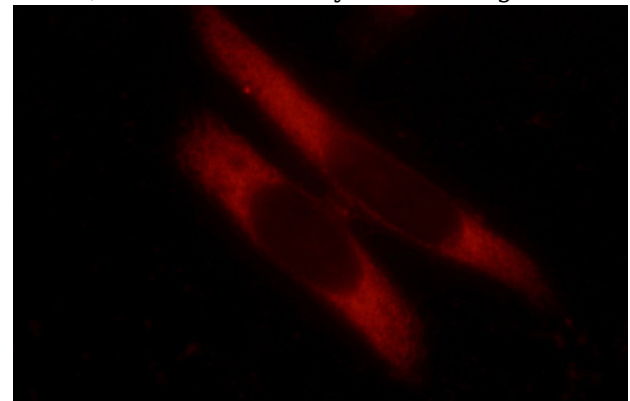
Preparation

This antibody was obtained by immunization of TMEM127 recombinant protein (Accession Number: NM_017849). Purification method: Antigen Affinity purified.

IP Result of anti-TMEM127 (IP:Catalog No:116096, 3ug; Detection:Catalog No:116096 1:500) with HeLa cells lysate 3000ug.

Formulation

PBS with 0.02% sodium azide and 50% glycerol pH 7.3.



Storage

Store at -20°C. DO NOT ALIQUOT

Clonality

Polyclonal

Immunofluorescent analysis of HeLa cells using Catalog No:116096(TMEM127 Antibody) at dilution of 1:25 and Rhodamine-Goat anti-Rabbit

Ig Type

Rabbit IgG

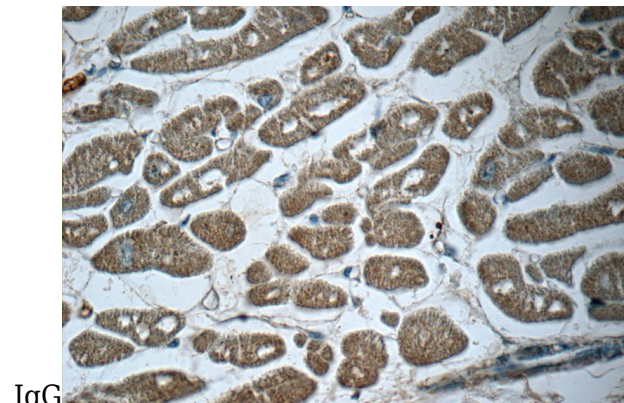
Applications

ELISA, IP, IF, IHC

Dilutions

Recommended Dilution:

IP: 1:200-1:2000



IgG

Immunohistochemistry of paraffin-embedded

TMEM127 antibody



Catalog Number: 116096

human heart slide using Catalog

No:116096(TMEM127 Antibody) at dilution of
1:50