

# UQCRC1 Polyclonal Antibody



Catalog Number: 164096

## Product name

UQCRC1 Polyclonal Antibody

## Specificity

Human, Mouse, Rat, Monkey

## Antibody description

Polyclonal antibody to UQCRC1

## Preparation

Antigen: Recombinant fusion protein containing a sequence corresponding to amino acids 156-480 of human UQCRC1 (NP\_003356.2).

## Formulation

PBS with 0.02% sodium azide, 50% glycerol, pH7.3.

## Storage

Store at -20°C. Avoid freeze / thaw cycles.

## Clonality

Polyclonal

## Ig Type

Rabbit IgG

## Applications

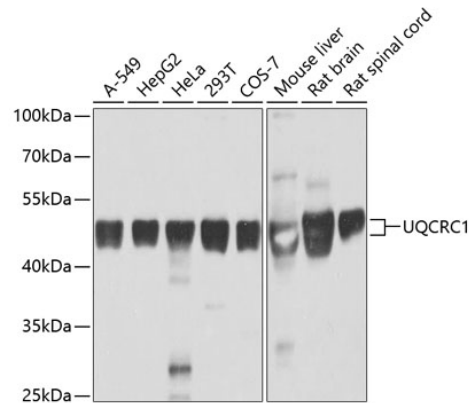
WB, IHC

## Dilutions

WB 1:500 - 1:2000

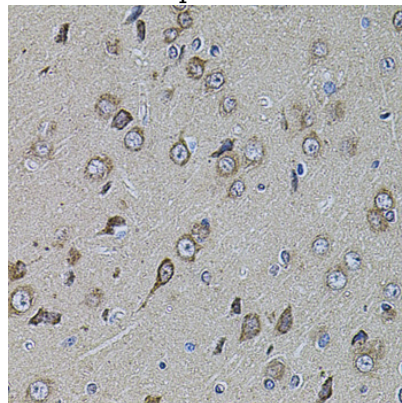
IHC 1:50 - 1:200

## Validations



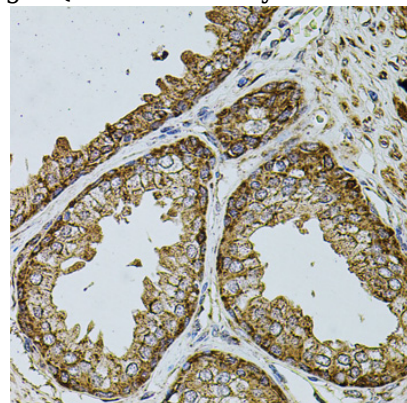
Western blot - UQCRC1 Polyclonal Antibody

Western blot analysis of extracts of various cell lines, using UQCRC1 antibody at 1:1000 dilution. Secondary antibody: HRP Goat Anti-Rabbit IgG (H+L) at 1:10000 dilution. Lysates/proteins: 25ug per lane. Blocking buffer: 3% nonfat dry milk in TBST. Detection: ECL Basic Kit. Exposure time: 1s.



Immunohistochemistry - UQCRC1 Polyclonal Antibody

Immunohistochemistry of paraffin-embedded rat brain using UQCRC1 antibody at dilution of 1:100



(40x lens).

# UQCRC1 Polyclonal Antibody

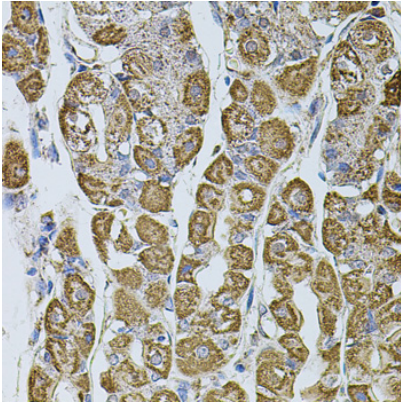


Catalog Number: 164096

---

## Immunohistochemistry - UQCRC1 Polyclonal Antibody

Immunohistochemistry of paraffin-embedded human prostate using UQCRC1 antibody at dilution of 1:100 (40x lens).



## Immunohistochemistry - UQCRC1 Polyclonal Antibody

Immunohistochemistry of paraffin-embedded human stomach using UQCRC1 antibody at dilution of 1:100 (40x lens).