

# NEDD4 antibody

Catalog Number: 113096

## Product name

NEDD4 antibody

## Specificity

Human, Mouse, Rat, Monkey; other species not tested.

## Antibody description

NEDD4 Rabbit Polyclonal antibody. Positive IHC detected in human liver tissue, human breast cancer tissue, human lung cancer tissue. Positive WB detected in C6 cells, A549 cells, COS-7 cells, HEK-293 cells, HT-1080 cells. Positive IP detected in C6 cells. Observed molecular weight by Western-blot: 115 kDa

## Preparation

This antibody was obtained by immunization of NEDD4 recombinant protein (Accession Number: NM\_006154). Purification method: Antigen affinity purified.

## Formulation

PBS with 0.02% sodium azide and 50% glycerol pH 7.3.

## Storage

Store at -20°C. DO NOT ALIQUOT

## Clonality

Polyclonal

## Ig Type

Rabbit IgG

## Applications

ELISA, WB, IHC, IP

## Dilutions


Recommended Dilution:

WB: 1:500-1:5000

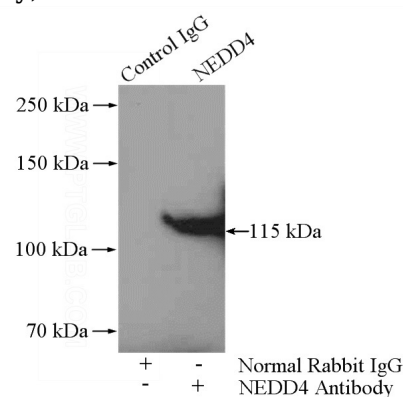
IP: 1:200-1:2000

IHC: 1:20-1:200

## Validations



C6 cells were subjected to SDS PAGE followed by western blot with Catalog No:113096(NEDD4 antibody) at dilution of 1:300

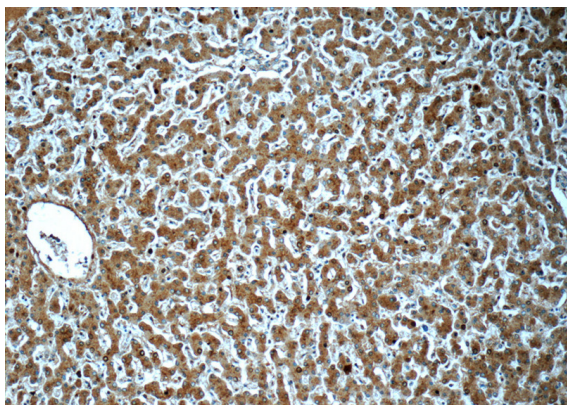


IP Result of anti-NEDD4 (IP:Catalog No:113096, 4ug; Detection:Catalog No:113096 1:500) with C6 cells lysate 1600ug.

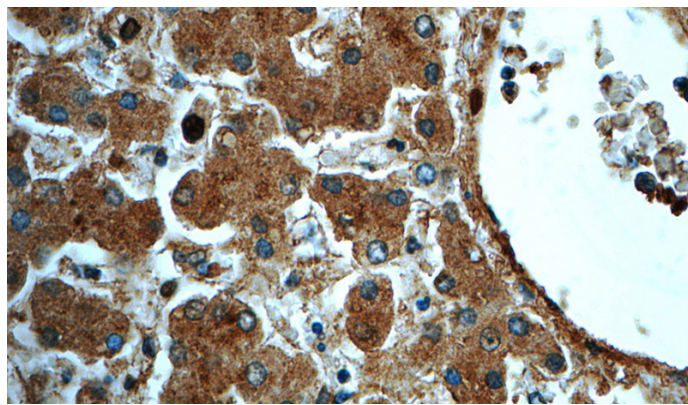
# NEDD4 antibody

Catalog Number: 113096

---



Immunohistochemistry of paraffin-embedded human liver tissue slide using Catalog No:113096(NEDD4 Antibody) at dilution of 1:50



Immunohistochemistry of paraffin-embedded human liver tissue slide using Catalog No:113096(NEDD4 Antibody) at dilution of 1:50