

BCKDHB antibody



Catalog Number: 108386

Product name

BCKDHB antibody

Specificity

Human, Mouse, Rat; other species not tested.

Antibody description

BCKDHB Rabbit Polyclonal antibody. Positive WB detected in HEK-293 cells, Transfected HEK-293 cells. Positive IHC detected in human renal cell carcinoma tissue, human liver cancer tissue. Observed molecular weight by Western-blot: 43 kDa

Preparation

This antibody was obtained by immunization of BCKDHB recombinant protein (Accession Number: NM_000056). Purification method: Antigen affinity purified.

Formulation

PBS with 0.1% sodium azide and 50% glycerol pH 7.3.

Storage

Store at -20°C. DO NOT ALIQUOT

Clonality

Polyclonal

Ig Type

Rabbit IgG

Applications

ELISA, WB, IHC


Dilutions

Recommended Dilution:

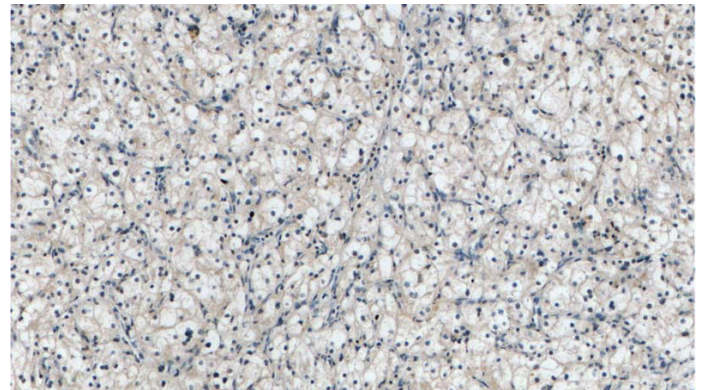
WB: 1:200-1:2000

IHC: 1:20-1:200

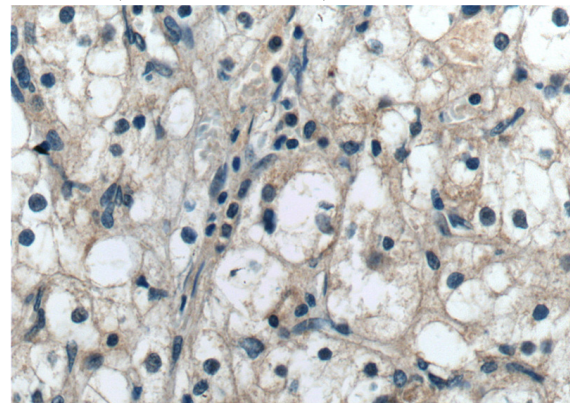
Validations



HEK-293 cells were subjected to SDS PAGE followed by western blot with Catalog No:108386(BCKDHB Antibody) at dilution of 1:600



Immunohistochemistry of paraffin-embedded human renal cell carcinoma tissue slide using Catalog No:108386(BCKDHB Antibody) at dilution of 1:50 (under 10x lens)



Immunohistochemistry of paraffin-embedded human renal cell carcinoma tissue slide using

BCKDHB antibody



Catalog Number: 108386

Catalog No:108386(BCKDHB Antibody) at dilution of 1:50 (under 40x lens)