

FLCN antibody

Catalog Number: 110686

Product name

FLCN antibody

IP: 1:200-1:1000

IHC: 1:20-1:200

Specificity

Human, Mouse, Rat; other species not tested.

Antibody description

FLCN Rabbit Polyclonal antibody. Positive WB detected in mouse thymus tissue, A549 cells, HeLa cells, mouse kidney tissue. Positive IP detected in HeLa cells. Positive IHC detected in human ovary tumor tissue. Observed molecular weight by Western-blot: 38-45 kDa, 64 kDa, 20-26 kDa

Preparation

This antibody was obtained by immunization of FLCN recombinant protein (Accession Number: NM_144606). Purification method: Antigen affinity purified.

Formulation

PBS with 0.1% sodium azide and 50% glycerol pH 7.3.

Storage

Store at -20°C. DO NOT ALIQUOT

Clonality

Polyclonal

Ig Type

Rabbit IgG

Applications


ELISA, WB, IHC, IP

Dilutions

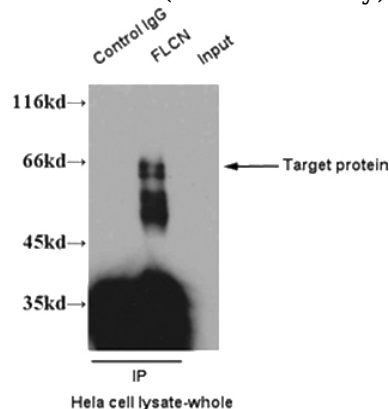
Recommended Dilution:

WB: 1:200-1:1000

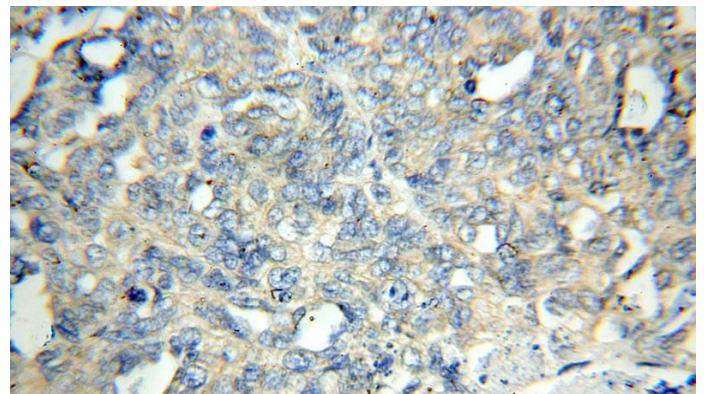
Validations



mouse thymus tissue were subjected to SDS PAGE followed by western blot with Catalog No:110686(FLCN antibody) at dilution of 1:300



IP result of anti-FLCN(Catalog No:110686) with HeLa cell.



Immunohistochemical of paraffin-embedded human ovary tumor using Catalog No:110686(FLCN antibody) at dilution of 1:50

FLCN antibody



Catalog Number: 110686

(under 40x lens)