

Galectin-3 antibody



Catalog Number: 107286

Product name

Galectin-3 antibody

IHC: 1:20-1:200

IF: 1:20-1:200

Specificity

Human, Mouse; other species not tested.

Validations

Antibody description

Galectin-3 Mouse Monoclonal antibody. Positive WB detected in HeLa cells. Positive IHC detected in human thyroid cancer tissue, human colon tissue. Positive IF detected in MCF-7 cells. Observed molecular weight by Western-blot: 31 kDa



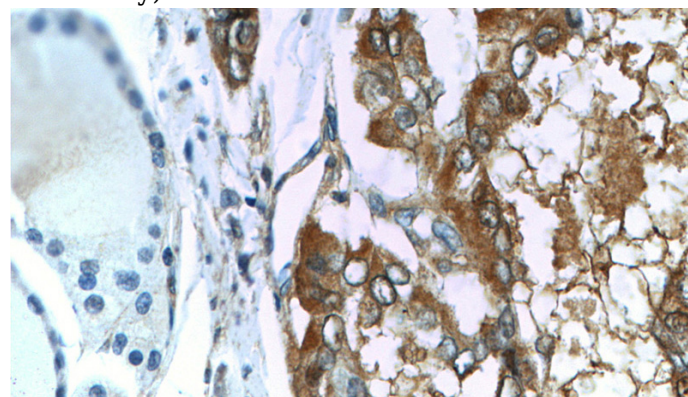
Preparation

This antibody was obtained by immunization of Galectin-3 recombinant protein (Accession Number: NM_002306). Purification method: Protein A purified.

HeLa cells were subjected to SDS PAGE followed by western blot with Catalog No:107286(Galectin 3 antibody) at dilution of 1:1000

Formulation

PBS with 0.02% sodium azide and 50% glycerol pH 7.3.



Storage

Store at -20°C. DO NOT ALIQUOT

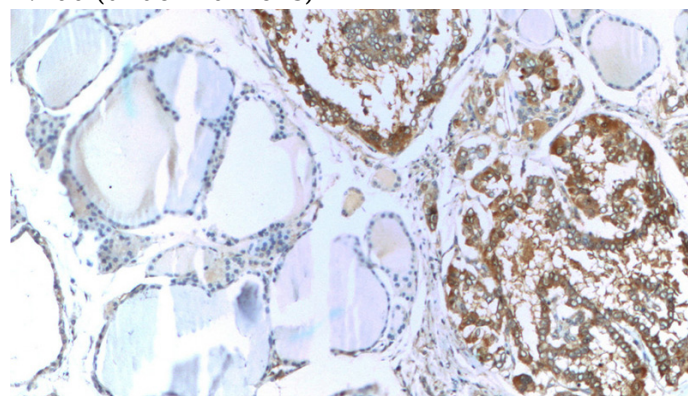
Clonality

Monoclonal

Immunohistochemistry of paraffin-embedded human thyroid cancer tissue slide using Catalog No:107286(Galectin 3 Antibody) at dilution of 1:100 (under 40x lens)

Ig Type

Mouse IgG2b



Applications

ELISA, WB, IF, IHC

Dilutions

Recommended Dilution:

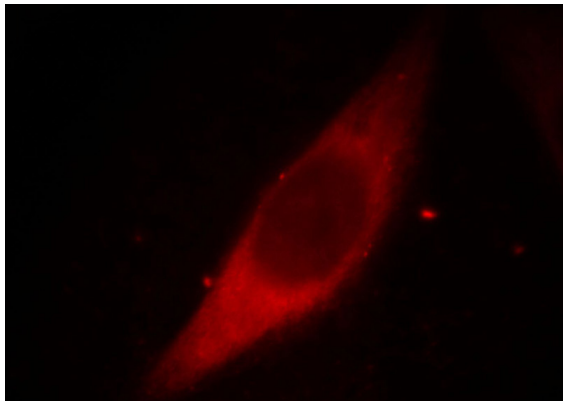
WB: 1:500-1:5000

Immunohistochemistry of paraffin-embedded

Galectin-3 antibody

Catalog Number: 107286

human thyroid cancer tissue slide using Catalog No:107286(Galectin 3 Antibody) at dilution of 1:100 (under 10x lens)



Immunofluorescent analysis of MCF-7 cells, using LGALS3 antibody Catalog No: at 1:50 dilution and Rhodamine-labeled goat anti-mouse IgG (red).