

# SIDT1 antibody



Catalog Number: 115286

## Product name

SIDT1 antibody

IF: 1:10-1:100


## Specificity

Human, Mouse; other species not tested.

## Validations

## Antibody description

SIDT1 Rabbit Polyclonal antibody. Positive WB detected in COLO 320 cells. Positive IHC detected in human colon tissue. Positive IF detected in A431 cells. Observed molecular weight by Western-blot: 95-110 kDa



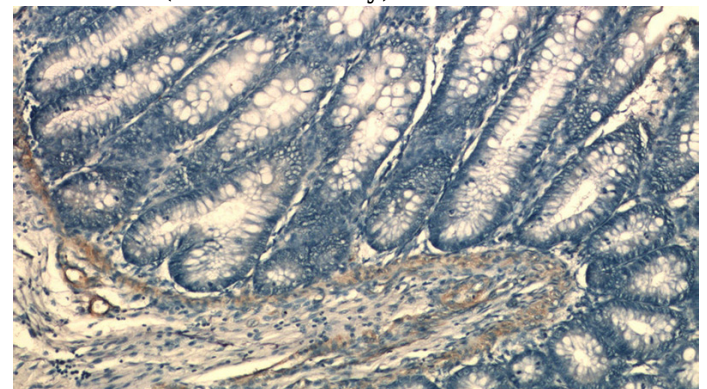
## Preparation

This antibody was obtained by immunization of Peptide (Accession Number: NM\_017699). Purification method: Antigen affinity purified.

COLO 320 cells were subjected to SDS PAGE followed by western blot with Catalog No:115286(SIDT1 antibody) at dilution of 1:500

## Formulation

PBS with 0.02% sodium azide and 50% glycerol pH 7.3.



## Storage

Store at -20°C. DO NOT ALIQUOT

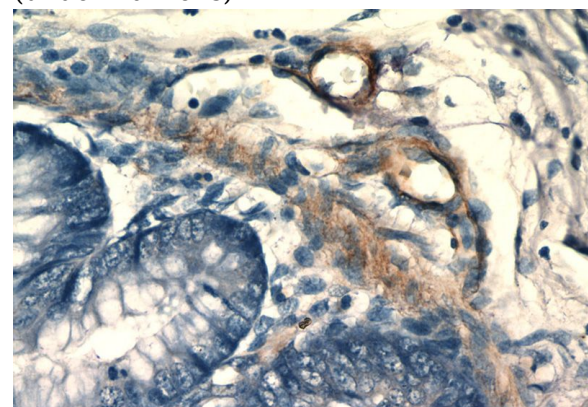
## Clonality

Polyclonal

Immunohistochemistry of paraffin-embedded human colon tissue slide using Catalog No:115286(SIDT1 Antibody) at dilution of 1:50 (under 10x lens)

## Ig Type

Rabbit IgG



## Applications

ELISA, WB, IHC, IF

## Dilutions

Recommended Dilution:

WB: 1:200-1:2000

IHC: 1:20-1:200

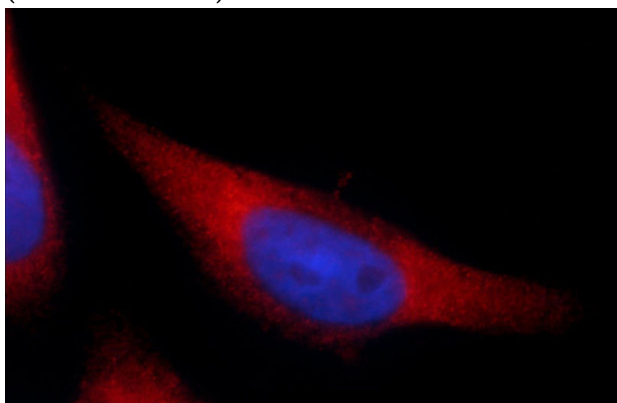
Immunohistochemistry of paraffin-embedded human colon tissue slide using Catalog No:115286(SIDT1 Antibody) at dilution of 1:50

# SIDT1 antibody

Catalog Number: 115286

---

(under 40x lens)



Immunofluorescent analysis of A431 cells using Catalog No:115286(SIDT1 Antibody) at dilution of 1:25 and Rhodamine-Goat anti-Rabbit IgG