

# NSDHL antibody

Catalog Number: 113286

## Product name

NSDHL antibody

## Specificity

Human, Mouse, Rat; other species not tested.

## Antibody description

NSDHL Rabbit Polyclonal antibody. Positive IHC detected in human skin cancer tissue, human cervical cancer tissue, human colon cancer tissue, human colon tissue, human lung cancer tissue, human lung tissue, human ovary tissue, human ovary tumor tissue, human stomach cancer tissue, human stomach tissue. Positive WB detected in HeLa cells, human heart tissue, mouse brain tissue. Observed molecular weight by Western-blot: 42 kDa, 40 kDa

## Preparation

This antibody was obtained by immunization of NSDHL recombinant protein (Accession Number: XM\_011531178). Purification method: Antigen affinity purified.

## Formulation

PBS with 0.02% sodium azide and 50% glycerol pH 7.3.

## Storage

Store at -20°C. DO NOT ALIQUOT

## Clonality

Polyclonal

## Ig Type

Rabbit IgG

## Applications

ELISA, WB, IHC


## Dilutions

Recommended Dilution:

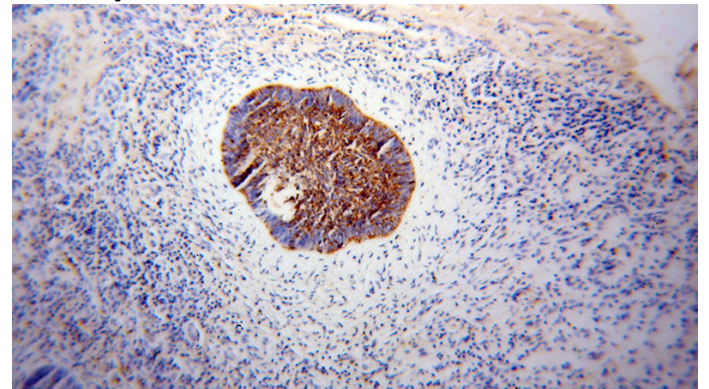
WB: 1:500-1:5000

IHC: 1:20-1:200

## Validations



HeLa cells were subjected to SDS PAGE followed by western blot with Catalog No:113286(NSDHL antibody) at dilution of 1:500

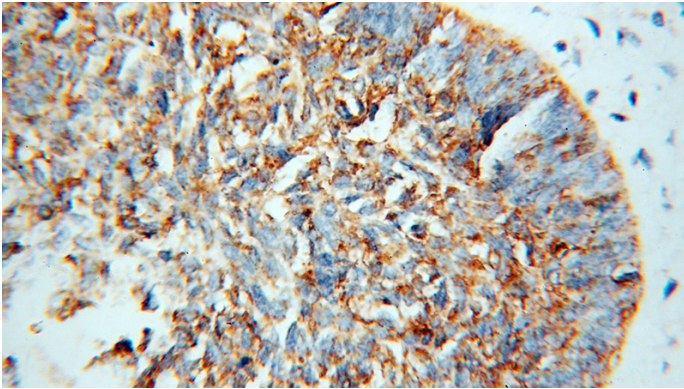


Immunohistochemical of paraffin-embedded human skin cancer using Catalog No:113286(NSDHL antibody) at dilution of 1:100 (under 10x lens)

# NSDHL antibody

Catalog Number: 113286

---



Immunohistochemical of paraffin-embedded human skin cancer using Catalog No:113286(NSDHL antibody) at dilution of 1:100 (under 40x lens)