

# SRGAP2 antibody

Catalog Number: 115586

## Product name

SRGAP2 antibody

IP: 1:500-1:5000

IHC: 1:20-1:200


## Specificity

Human, Mouse; other species not tested.

## Validations

## Antibody description

SRGAP2 Rabbit Polyclonal antibody. Positive IHC detected in human kidney tissue. Positive IP detected in HEK-293 cells. Positive WB detected in mouse kidney tissue, HEK-293 cells. Observed molecular weight by Western-blot: 121 kDa



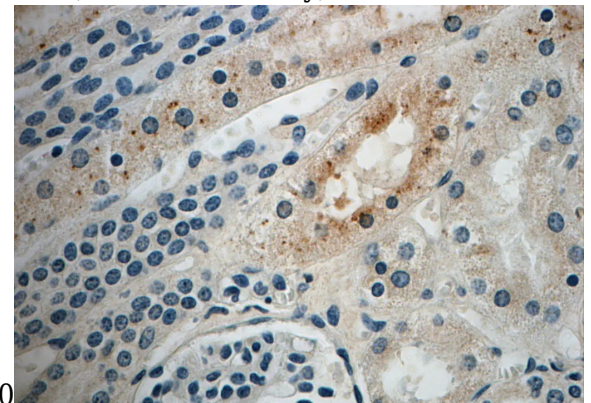
## Preparation

This antibody was obtained by immunization of SRGAP2 recombinant protein (Accession Number: NM\_015326). Purification method: Antigen Affinity purified.

mouse kidney tissue were subjected to SDS PAGE followed by western blot with Catalog No:115586(SRGAP2 antibody) at dilution of

## Formulation

PBS with 0.02% sodium azide and 50% glycerol pH 7.3.



## Storage

Store at -20°C. DO NOT ALIQUOT

1:1000

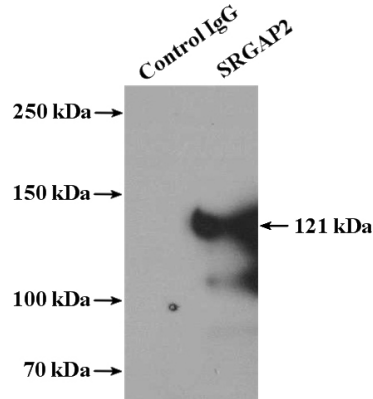
## Clonality

Polyclonal

Immunohistochemistry of paraffin-embedded human kidney slide using Catalog No:115586(SRGAP2 Antibody) at dilution of 1:50

## Ig Type

Rabbit IgG



## Applications

ELISA, WB, IHC, IP

## Dilutions

Recommended Dilution:

WB: 1:500-1:5000

IP Result of anti-SRGAP2 (IP:Catalog No:115586,

# SRGAP2 antibody



Catalog Number: 115586

---

4ug; Detection:Catalog No:115586 1:1000) with HEK-293 cells lysate 3000ug.