

PARN antibody

Catalog Number: 113586

Product name

PARN antibody

Specificity

human, mouse, rat; other species not tested.

Antibody description

PARN Rabbit Polyclonal antibody. Positive WB detected in MDA-MB-453s cells, human cerebellum tissue. Positive IHC detected in human endometrial cancer. Observed molecular weight by Western-blot: 74kd

Preparation

This antibody was obtained by immunization of PARN recombinant protein (Accession Number: NM_002582). Purification method: Antigen affinity purified.

Formulation

PBS with 0.02% sodium azide and 50% glycerol pH 7.3.

Storage

Store at -20°C. DO NOT ALIQUOT

Clonality

Polyclonal

Ig Type

Rabbit IgG

Applications

ELISA, WB, IHC


Dilutions

Recommended Dilution:

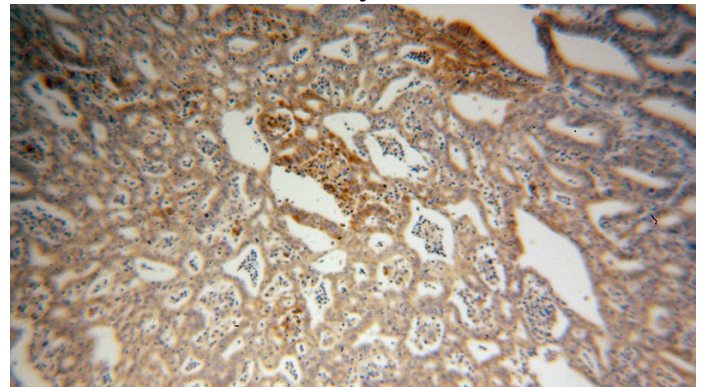
WB: 1:500-1:5000

IHC: 1:20-1:200

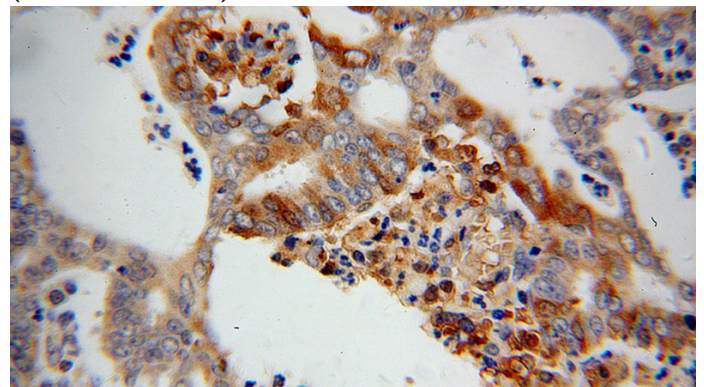
Validations



MDA-MB-453s cells were subjected to SDS PAGE followed by western blot with Catalog No:113586(PARN antibody) at dilution of 1:500



Immunohistochemical of paraffin-embedded human endometrial cancer using Catalog No:113586(PARN antibody) at dilution of 1:100 (under 10x lens)



Immunohistochemical of paraffin-embedded human endometrial cancer using Catalog No:113586(PARN antibody) at dilution of 1:100

PARN antibody



Catalog Number: 113586

(under 40x lens)