

# GSTM3 antibody

Catalog Number: 111186

## Product name

GSTM3 antibody

IP: 1:200-1:1000

IHC: 1:20-1:200

## Specificity

Human, Mouse; other species not tested.

## Antibody description

GSTM3 Rabbit Polyclonal antibody. Positive IHC detected in human testis tissue. Positive WB detected in human testis tissue. Positive IP detected in mouse testis tissue. Observed molecular weight by Western-blot: 27-29kd

## Preparation

This antibody was obtained by immunization of GSTM3 recombinant protein (Accession Number: NM\_000849). Purification method: Antigen affinity purified.

## Formulation

PBS with 0.02% sodium azide and 50% glycerol pH 7.3.

## Storage

Store at -20°C. DO NOT ALIQUOT

## Clonality

Polyclonal

## Ig Type

Rabbit IgG

## Applications


ELISA, WB, IHC, IP

## Dilutions

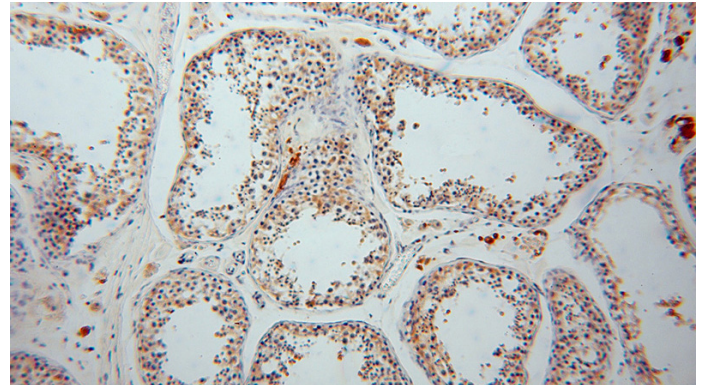
Recommended Dilution:

WB: 1:500-1:5000

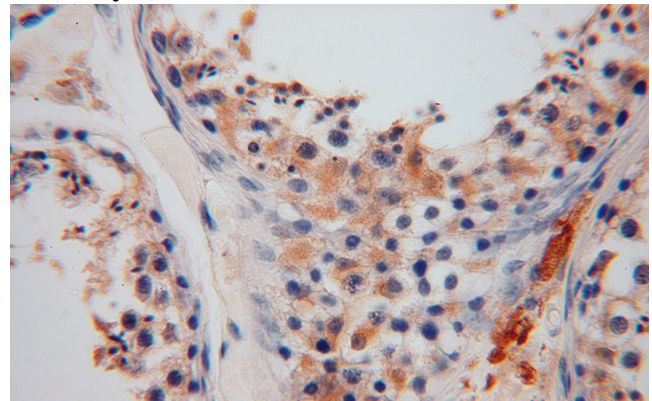
## Validations



human testis tissue were subjected to SDS PAGE followed by western blot with Catalog No:111186(GSTM3 antibody) at dilution of 1:1200



Immunohistochemical of paraffin-embedded human testis using Catalog No:111186(GSTM3 antibody) at dilution of 1:100 (under 10x lens)



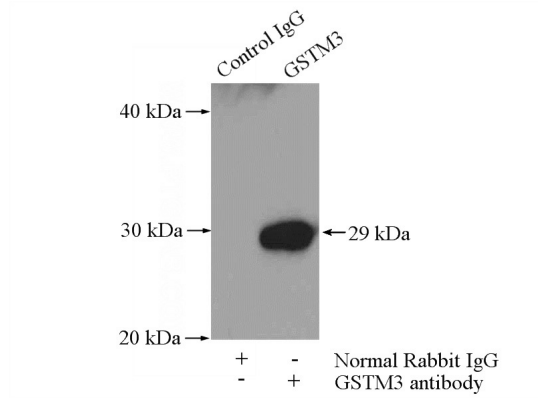
Immunohistochemical of paraffin-embedded human testis using Catalog No:111186(GSTM3 antibody) at dilution of 1:100 (under 10x lens)

# GSTM3 antibody

Catalog Number: 111186

---

antibody) at dilution of 1:100 (under 40x lens)



IP Result of anti-GSTM3 (IP:Catalog No:111186, 4ug; Detection:Catalog No:111186 1:300) with mouse testis tissue lysate 4000ug.