

UVRAG Polyclonal Antibody



Catalog Number: 165886

Product name

UVRAG Polyclonal Antibody

Specificity

Human, Mouse, Rat

Antibody description

Polyclonal antibody to UVRAG

Preparation

Antigen: Recombinant fusion protein containing a sequence corresponding to amino acids 501-699 of human UVRAG (NP_003360.2).

Formulation

PBS with 0.02% sodium azide, 50% glycerol, pH7.3.

Storage

Store at -20°C. Avoid freeze / thaw cycles.

Clonality

Polyclonal

Ig Type

Rabbit IgG

Applications

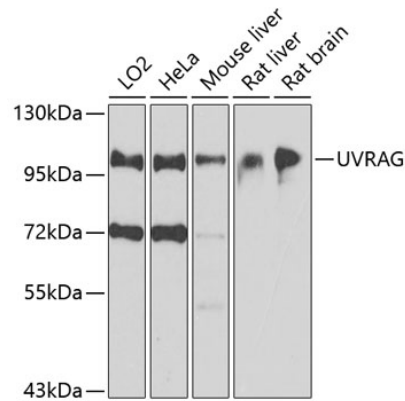
WB, IHC

Dilutions

WB 1:500 - 1:2000

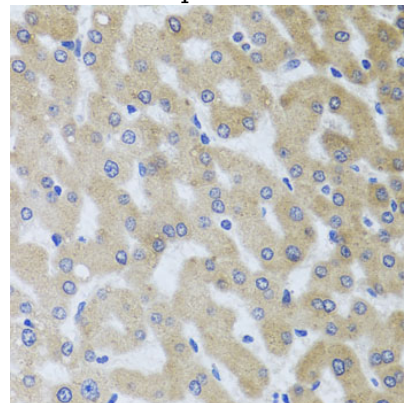
IHC 1:50 - 1:100

Validations



Western blot - UVRAG Polyclonal Antibody

Western blot analysis of extracts of various cell lines, using UVRAG antibody at 1:1000 dilution. Secondary antibody: HRP Goat Anti-Rabbit IgG (H+L) at 1:10000 dilution. Lysates/proteins: 25ug per lane. Blocking buffer: 3% nonfat dry milk in TBST. Detection: ECL Basic Kit. Exposure time: 60s.



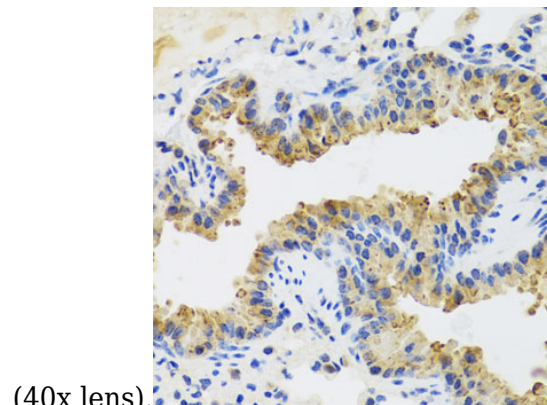
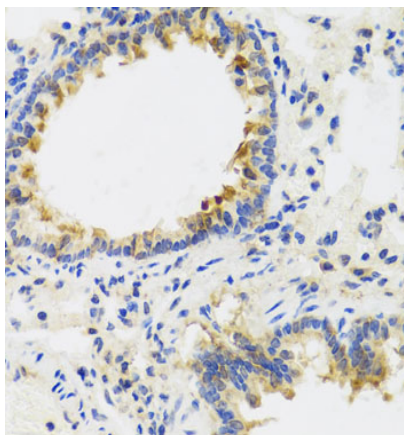
Immunohistochemistry - UVRAG Polyclonal Antibody

Immunohistochemistry of paraffin-embedded human liver injury using UVRAG antibody at dilution of 1:100 (40x lens).

UVRAG Polyclonal Antibody



Catalog Number: 165886



(40x lens).

Immunohistochemistry - UVRAG Polyclonal Antibody

Immunohistochemistry of paraffin-embedded mouse lung using UVRAG antibody at dilution of 1:100 (40x lens).

Immunohistochemistry - UVRAG Polyclonal Antibody

Immunohistochemistry of paraffin-embedded rat lung using UVRAG antibody at dilution of 1:100