

mu Crystallin antibody



Catalog Number: 112886

Product name

mu Crystallin antibody

Specificity

Human, Mouse, Rat; other species not tested.

Antibody description

mu Crystallin Rabbit Polyclonal antibody. Positive IHC detected in human gliomas tissue. Positive WB detected in Y79 cells, human heart tissue, human kidney tissue. Observed molecular weight by Western-blot: 34kd

Preparation

This antibody was obtained by immunization of mu Crystallin recombinant protein (Accession Number: NM_001376256). Purification method: Antigen affinity purified.

Formulation

PBS with 0.1% sodium azide and 50% glycerol pH 7.3.

Storage

Store at -20°C. DO NOT ALIQUOT

Clonality

Polyclonal

Ig Type

Rabbit IgG

Applications

ELISA, WB, IHC


Dilutions

Recommended Dilution:

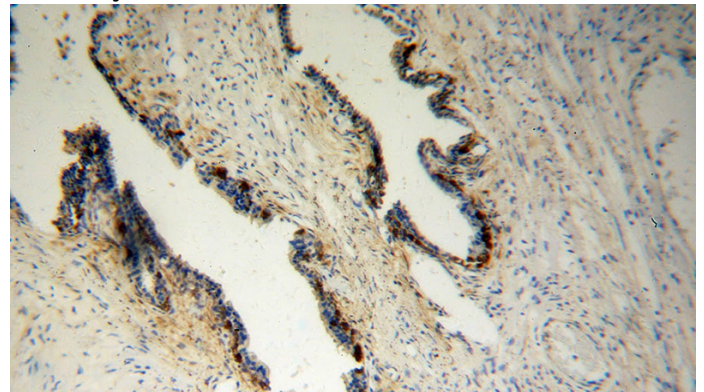
WB: 1:1000-1:10000

IHC: 1:20-1:200

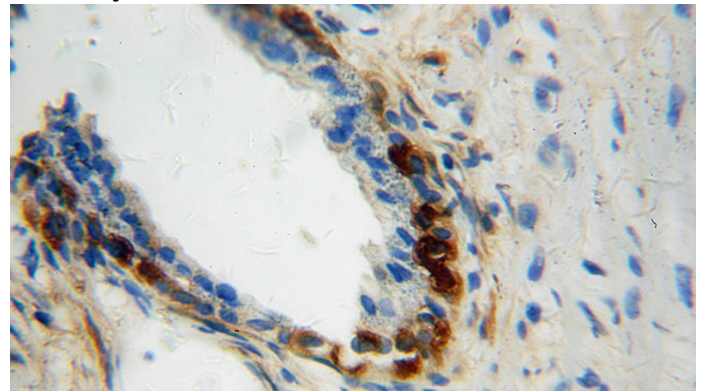
Validations



Y79 cells were subjected to SDS PAGE followed by western blot with Catalog No:112886(CRYM antibody) at dilution of 1:400



Immunohistochemical of paraffin-embedded human gliomas using Catalog No:112886(CRYM antibody) at dilution of 1:50 (under 10x lens)



Immunohistochemical of paraffin-embedded human gliomas using Catalog No:112886(CRYM antibody) at dilution of 1:50 (under 40x lens)