

Prostein antibody



Catalog Number: 107486

Product name

Prostein antibody

Specificity

Human; other species not tested.

Antibody description

Prostein Mouse Monoclonal antibody. Positive WB detected in DU 145 cells. Positive IHC detected in human prostate cancer tissue, human kidney tissue. Observed molecular weight by Western-blot: 55-59 kDa

Preparation

This antibody was obtained by immunization of Prostein recombinant protein (Accession Number: XM_017002638). Purification method: Protein A purified.

Formulation

PBS with 0.02% sodium azide and 50% glycerol pH 7.3.

Storage

Store at -20°C. DO NOT ALIQUOT

Clonality

Monoclonal

Ig Type

Mouse IgG2b

Applications

ELISA, WB, IHC


Dilutions

Recommended Dilution:

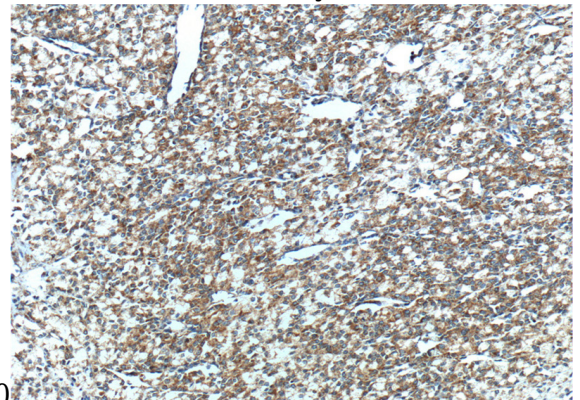
WB: 1:1000-1:10000

IHC: 1:20-1:200

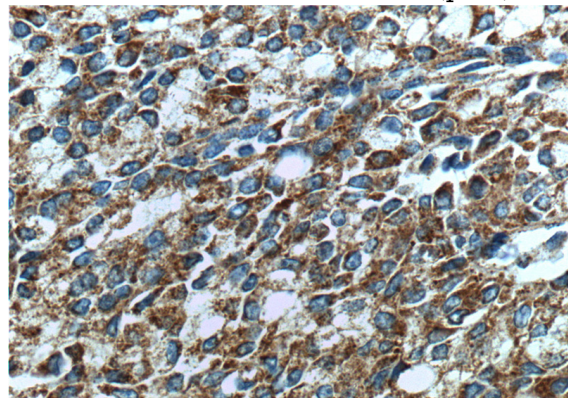
Validations



DU 145 cells were subjected to SDS PAGE followed by western blot with Catalog No:107486(SLC45A3 Antibody) at dilution of



Immunohistochemistry of paraffin-embedded human prostate cancer tissue slide using Catalog No:107486(SLC45A3 Antibody) at dilution of 1:200 (under 10x lens). heat mediated antigen retrieved with Tris-EDTA buffer(pH9).



Immunohistochemistry of paraffin-embedded

Prostein antibody



Catalog Number: 107486

human prostate cancer tissue slide using Catalog
No:107486(SLC45A3 Antibody) at dilution of

1:200 (under 40x lens). heat mediated antigen
retrieved with Tris-EDTA buffer(pH9).