

CCDC124 Polyclonal Antibody



Catalog Number: 162086

Product name

CCDC124 Polyclonal Antibody

Specificity

Human, Mouse, Rat

Antibody description

Polyclonal antibody to CCDC124

Preparation

Antigen: Recombinant fusion protein containing a sequence corresponding to amino acids 1-223 of human CCDC124 (NP_612451.1).

Formulation

PBS with 0.02% sodium azide, 50% glycerol, pH7.3.

Storage

Store at -20°C. Avoid freeze / thaw cycles.

Clonality

Polyclonal

Ig Type

Rabbit IgG

Applications

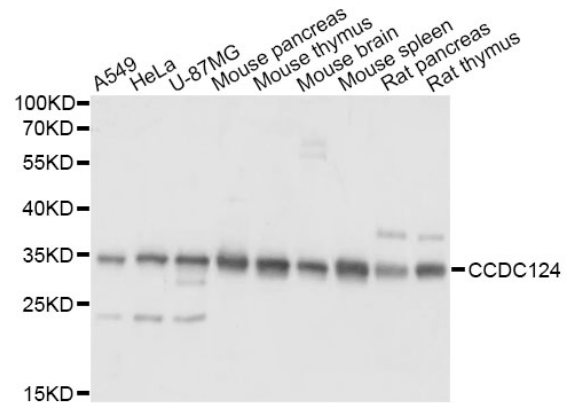
WB, IHC

Dilutions

WB 1:500 - 1:2000

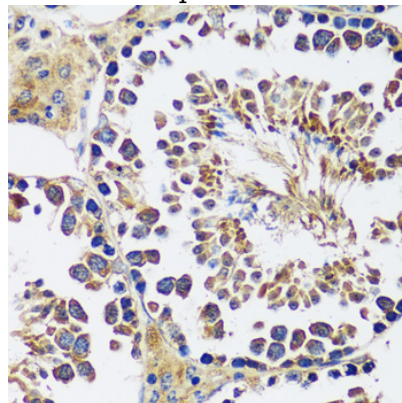
IHC 1:50 - 1:200

Validations



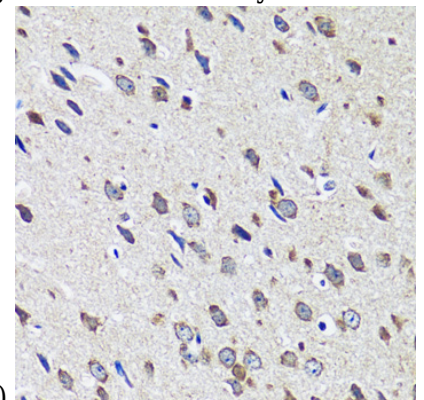
Western blot - CCDC124 Polyclonal Antibody

Western blot analysis of extracts of various cell lines, using CCDC124 antibody at 1:1000 dilution. Secondary antibody: HRP Goat Anti-Rabbit IgG (H+L) at 1:10000 dilution. Lysates/proteins: 25ug per lane. Blocking buffer: 3% nonfat dry milk in TBST. Detection: ECL Basic Kit. Exposure time: 1s.



Immunohistochemistry - CCDC124 Polyclonal Antibody

Immunohistochemistry of paraffin-embedded mouse testis using CCDC124 antibody at dilution



of 1:100 (40x lens).

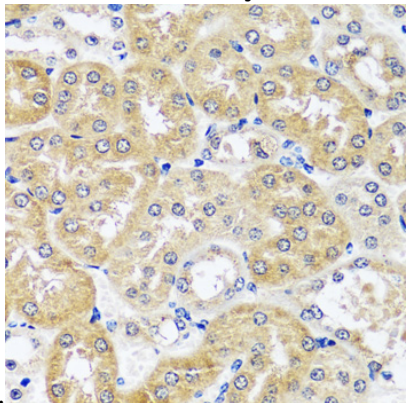
CCDC124 Polyclonal Antibody



Catalog Number: 162086

Immunohistochemistry - CCDC124 Polyclonal Antibody

Immunohistochemistry of paraffin-embedded mouse brain using CCDC124 antibody at dilution



of 1:100 (40x lens).

Immunohistochemistry - CCDC124 Polyclonal Antibody

Immunohistochemistry of paraffin-embedded mouse kidney using CCDC124 antibody at dilution of 1:100 (40x lens).