

# TTC1 antibody

Catalog Number: 116376

## Product name

TTC1 antibody

IHC: 1:20-1:200

IF: 1:10-1:100


## Specificity

Human, Mouse, Rat; other species not tested.

## Antibody description

TTC1 Rabbit Polyclonal antibody. Positive WB detected in HEK-293 cells, HepG2 cells, Jurkat cells. Positive IHC detected in human colon cancer tissue. Positive IF detected in HepG2 cells. Observed molecular weight by Western-blot: 34kd

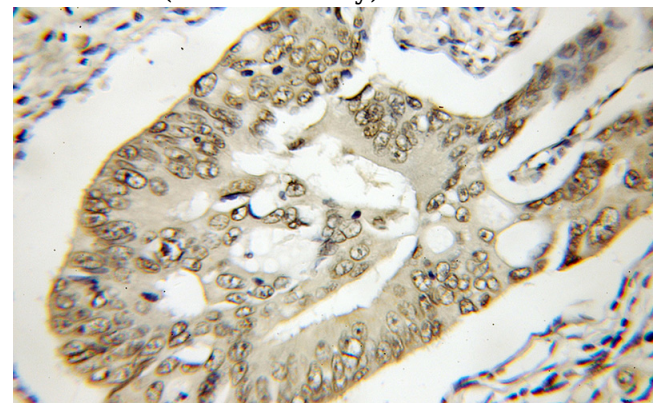
## Validations



HEK-293 cells were subjected to SDS PAGE followed by western blot with Catalog No:116376(TTC1 antibody) at dilution of 1:500

## Preparation

This antibody was obtained by immunization of TTC1 recombinant protein (Accession Number: NM\_003314). Purification method: Antigen affinity purified.



Immunohistochemical of paraffin-embedded human colon cancer using Catalog No:116376(TTC1 antibody) at dilution of 1:50 (under 10x lens)

## Formulation

PBS with 0.1% sodium azide and 50% glycerol pH 7.3.

## Storage

Store at -20°C. DO NOT ALIQUOT

## Clonality

Polyclonal

## Ig Type

Rabbit IgG

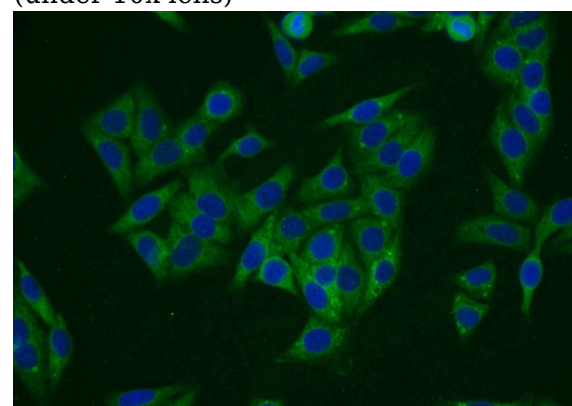
## Applications

ELISA, WB, IHC, IF

## Dilutions

Recommended Dilution:

WB: 1:500-1:5000



Immunofluorescent analysis of HepG2 cells using

# TTC1 antibody



Catalog Number: 116376

---

Catalog No:116376(TTC1 Antibody) at dilution of 1:25 and Alexa Fluor 488-conjugated AffiniPure Goat Anti-Rabbit IgG(H+L)