

PRR5 antibody

Catalog Number: 114276

Product name

PRR5 antibody

Specificity

Human, Mouse, Rat; other species not tested.

Antibody description

PRR5 Rabbit Polyclonal antibody. Positive IHC detected in human placenta tissue, human brain tissue, human heart tissue, human kidney tissue, human lung tissue, human ovary tissue, human skin tissue, human spleen tissue, human testis tissue. Positive IF detected in HepG2 cells. Positive WB detected in human kidney tissue, COLO 320 cells, HEK-293 cells, HepG2 cells, human brain tissue, mouse brain tissue. Positive IP detected in mouse brain tissue. Observed molecular weight by Western-blot: 33 kDa, 50 kDa

Preparation

This antibody was obtained by immunization of PRR5 recombinant protein (Accession Number: BC016921). Purification method: Antigen affinity purified.

Formulation

PBS with 0.02% sodium azide and 50% glycerol pH 7.3.

Storage

Store at -20°C. DO NOT ALIQUOT

Clonality

Polyclonal

Ig Type

Rabbit IgG

Applications

ELISA, WB, IHC, IF, IP

Dilutions

Recommended Dilution:


WB: 1:500-1:5000

IP: 1:200-1:1000

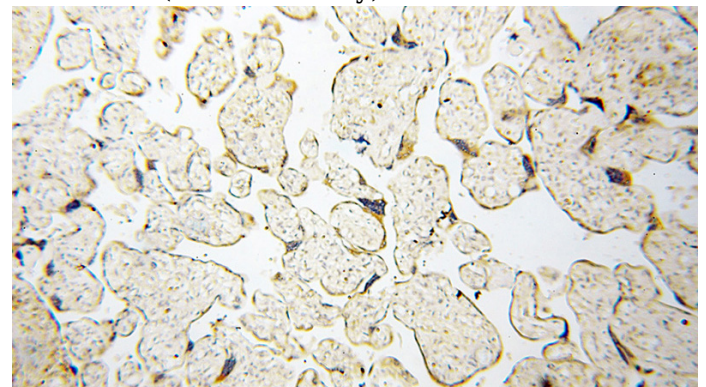
IHC: 1:20-1:200

IF: 1:10-1:100

Validations



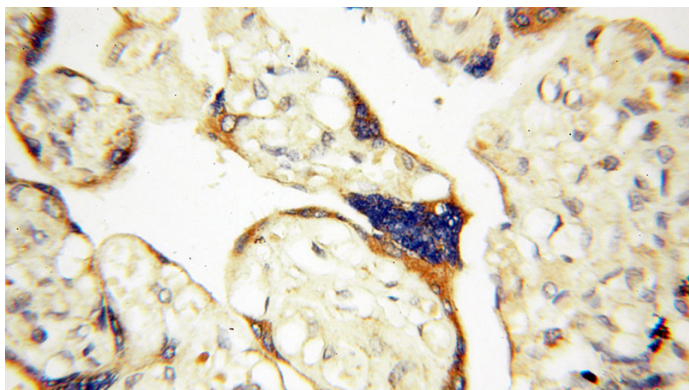
human kidney tissue were subjected to SDS PAGE followed by western blot with Catalog No:114276 (PRR5 antibody) at dilution of 1:500



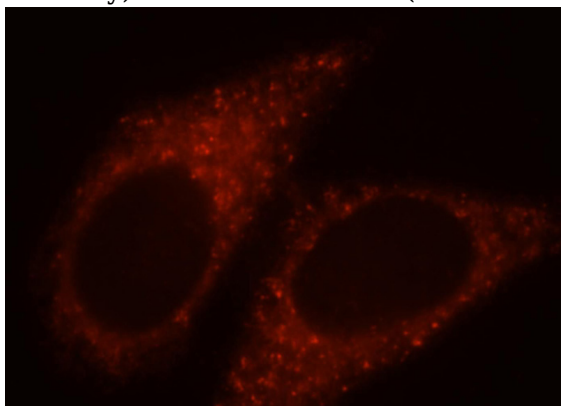
Immunohistochemical of paraffin-embedded human placenta using Catalog No:114276 (PRR5 antibody) at dilution of 1:100 (under 10x lens)

PRR5 antibody


Catalog Number: 114276



Immunohistochemical of paraffin-embedded human placenta using Catalog No:114276(PRR5 antibody) at dilution of 1:100 (under 40x lens)



Immunofluorescent analysis of HepG2 cells, using PRR5 antibody Catalog No:114276 at 1:25 dilution and Rhodamine-labeled goat anti-rabbit IgG (red).



IP Result of anti-PRR5 (IP:Catalog No:114276, 3ug; Detection:Catalog No:114276 1:300) with mouse brain tissue lysate 4000ug.