

PNMA1 antibody



Catalog Number: 113976

Product name

PNMA1 antibody

IP: 1:200-1:2000

IHC: 1:20-1:200

Specificity

Human, Mouse, Rat; other species not tested.

Antibody description

PNMA1 Rabbit Polyclonal antibody. Positive IP detected in mouse testis tissue. Positive WB detected in mouse testis tissue. Positive IHC detected in human gliomas tissue. Observed molecular weight by Western-blot: 37 kDa

Preparation

This antibody was obtained by immunization of PNMA1 recombinant protein (Accession Number: NM_006029). Purification method: Antigen affinity purified.

Formulation

PBS with 0.02% sodium azide and 50% glycerol pH 7.3.

Storage

Store at -20°C. DO NOT ALIQUOT

Clonality

Polyclonal

Ig Type

Rabbit IgG

Applications


ELISA, WB, IHC, IP

Dilutions

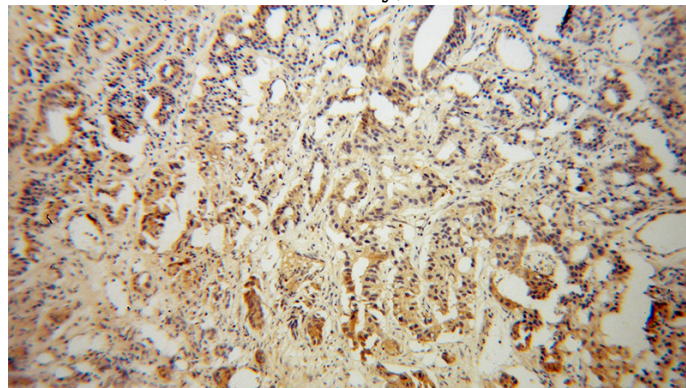
Recommended Dilution:

WB: 1:500-1:5000

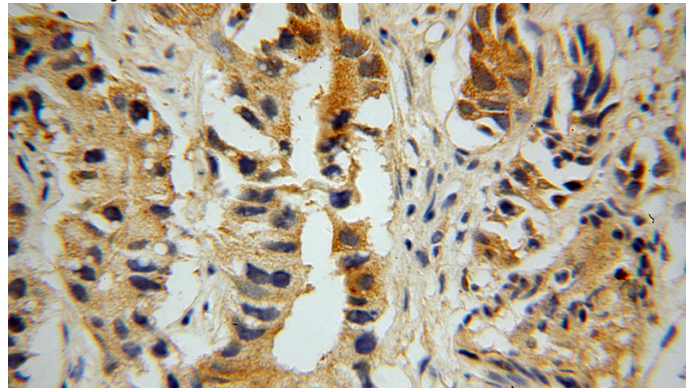
Validations



mouse testis tissue were subjected to SDS PAGE followed by western blot with Catalog No:113976(PNMA1 antibody) at dilution of 1:500



Immunohistochemical of paraffin-embedded human gliomas using Catalog No:113976(PNMA1 antibody) at dilution of 1:100 (under 10x lens)



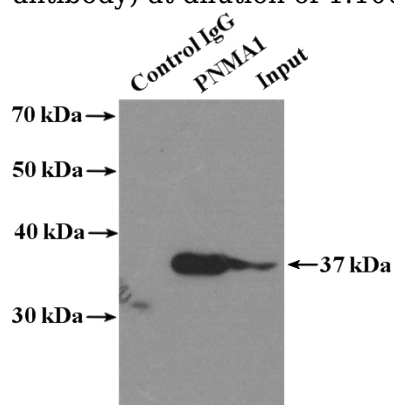
Immunohistochemical of paraffin-embedded human gliomas using Catalog No:113976(PNMA1

PNMA1 antibody



Catalog Number: 113976

antibody) at dilution of 1:100 (under 40x lens)



IP Result of anti-PNMA1 (IP:Catalog No:113976, 4ug; Detection:Catalog No:113976 1:500) with mouse testis tissue lysate 4000ug.