

NDUFS7 Polyclonal Antibody



Catalog Number: 165576

Product name

NDUFS7 Polyclonal Antibody

Specificity

Human, Mouse, Rat

Antibody description

Polyclonal antibody to NDUFS7

Preparation

Antigen: Recombinant fusion protein containing a sequence corresponding to amino acids 39-213 of human NDUFS7 (NP_077718.3).

Formulation

PBS with 0.02% sodium azide, 50% glycerol, pH7.3.

Storage

Store at -20°C. Avoid freeze / thaw cycles.

Clonality

Polyclonal

Ig Type

Rabbit IgG

Applications

WB, IHC, IF

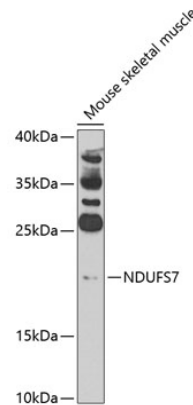
Dilutions

WB 1:500 - 1:2000

IHC 1:50 - 1:100

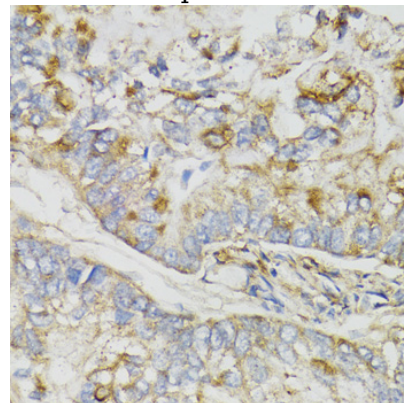
IF 1:50 - 1:100

Validations



Western blot - NDUFS7 Polyclonal Antibody

Western blot analysis of extracts of mouse skeletal muscle, using NDUFS7 antibody at 1:1000 dilution. Secondary antibody: HRP Goat Anti-Rabbit IgG (H+L) at 1:10000 dilution. Lysates/proteins: 25ug per lane. Blocking buffer: 3% nonfat dry milk in TBST. Detection: ECL Basic Kit. Exposure time: 90s.



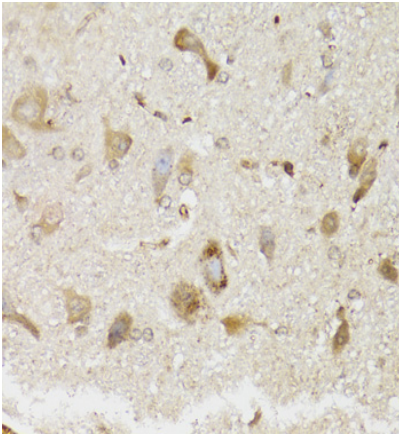
Immunohistochemistry - NDUFS7 Polyclonal Antibody

Immunohistochemistry of paraffin-embedded human gastric cancer using NDUFS7 antibody at dilution of 1:100 (40x lens).

NDUFS7 Polyclonal Antibody

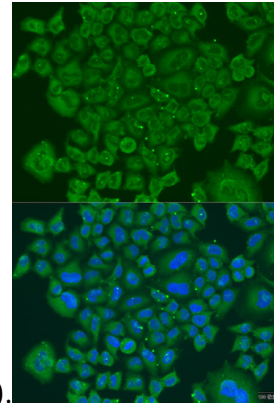


Catalog Number: 165576



Immunohistochemistry - NDUFS7 Polyclonal Antibody

Immunohistochemistry of paraffin-embedded mouse brain using NDUFS7 antibody at dilution of



1:100 (40x lens).

Immunofluorescence - NDUFS7 Polyclonal Antibody

Immunofluorescence analysis of U2OS cells using NDUFS7 antibody at dilution of 1:100. Blue: DAPI for nuclear staining.