

FAM164C antibody



Catalog Number: 110576

Product name

FAM164C antibody

IHC: 1:20-1:200

IF: 1:10-1:100

Specificity

Human, Rat; other species not tested.

Antibody description

FAM164C Rabbit Polyclonal antibody. Positive IHC detected in human kidney tissue, human testis tissue. Positive IF detected in C6 cells. Positive WB detected in HeLa cells, C6 cells. Observed molecular weight by Western-blot: 31-36 kDa

Preparation

This antibody was obtained by immunization of FAM164C recombinant protein (Accession Number: XM_017021644). Purification method: Antigen affinity purified.

Formulation

PBS with 0.1% sodium azide and 50% glycerol pH 7.3.

Storage

Store at -20°C. DO NOT ALIQUOT

Clonality

Polyclonal

Ig Type

Rabbit IgG

Applications

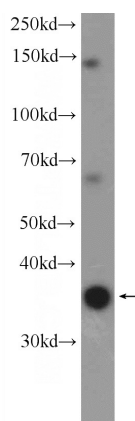
ELISA, WB, IHC, IF

Dilutions

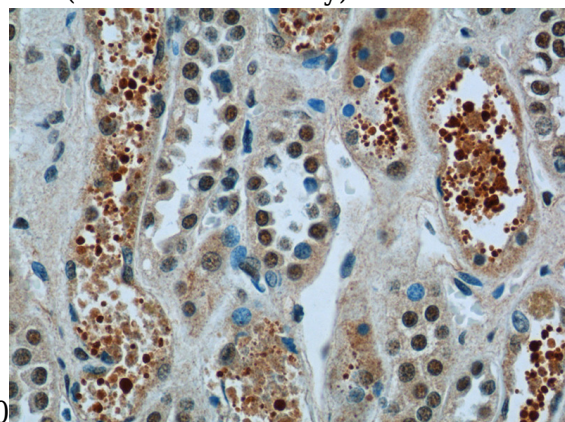
Recommended Dilution:

WB: 1:500-1:5000

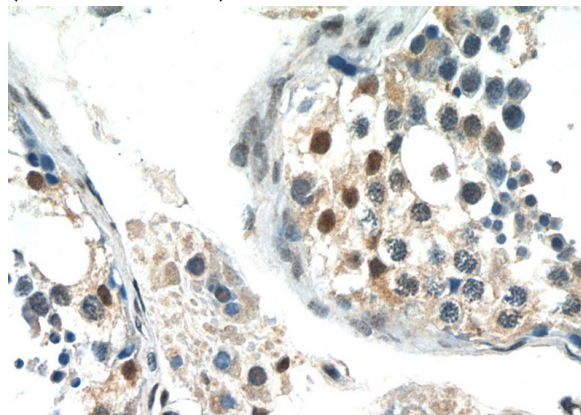
Validations



HeLa cells were subjected to SDS PAGE followed by western blot with Catalog No:110576(FAM164C Antibody) at dilution of



Immunohistochemistry of paraffin-embedded human kidney tissue slide using Catalog No:110576(FAM164C Antibody) at dilution of 1:50 (under 40x lens)

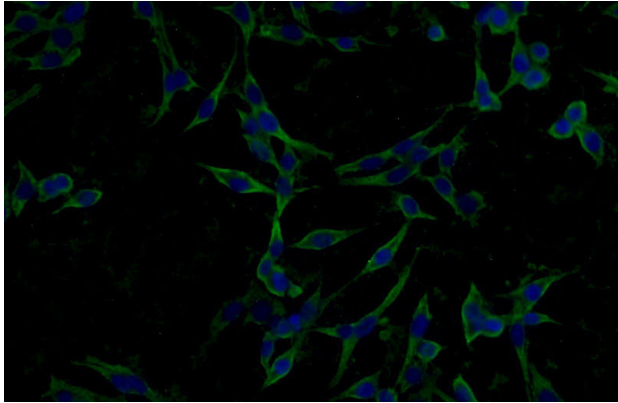


FAM164C antibody



Catalog Number: 110576

Immunohistochemistry of paraffin-embedded human testis tissue slide using Catalog No:110576(FAM164C Antibody) at dilution of 1:50 (under 40x lens)



Immunofluorescent analysis of C6 cells using Catalog No:110576(FAM164C Antibody) at dilution of 1:25 and Alexa Fluor 488-conjugated AffiniPure Goat Anti-Rabbit IgG(H+L)