

Product name

CORO2B antibody

Specificity

human, mouse, rat; other species not tested.

Antibody description

CORO2B Rabbit Polyclonal antibody. Positive WB detected in Jurkat cells, mouse brain tissue. Positive IHC detected in human ovary tumor. Observed molecular weight by Western-blot: 54kd

Preparation

This antibody was obtained by immunization of CORO2B recombinant protein (Accession Number: NM_001324015). Purification method: Antigen affinity purified.

Formulation

PBS with 0.02% sodium azide and 50% glycerol pH 7.3.

Storage

Store at -20°C. DO NOT ALIQUOT

Clonality

Polyclonal

Ig Type

Rabbit IgG

Applications

ELISA, WB, IHC


Dilutions

Recommended Dilution:

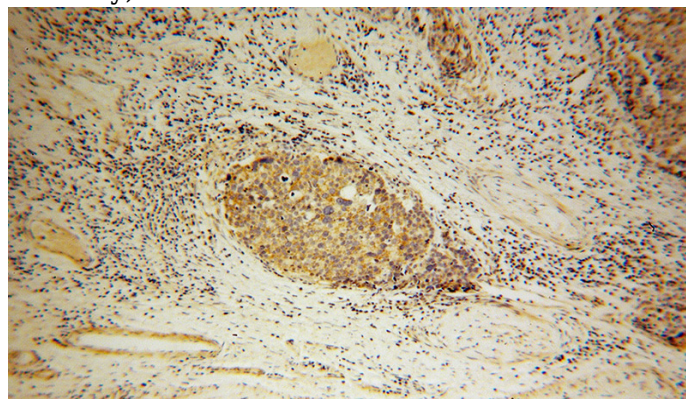
WB: 1:500-1:5000

IHC: 1:20-1:200

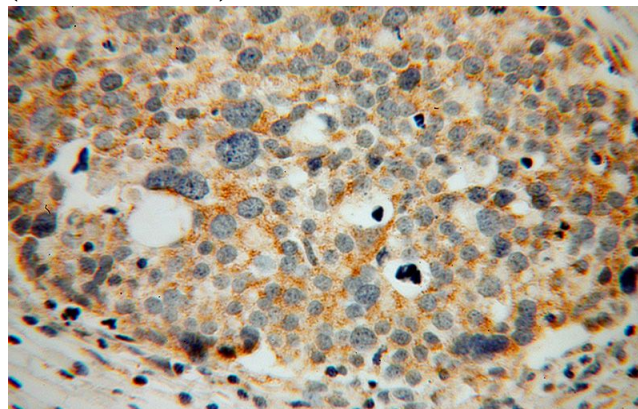
Validations



Jurkat cells were subjected to SDS PAGE followed by western blot with Catalog No:109476(CORO2B antibody) at dilution of 1:300



Immunohistochemical of paraffin-embedded human ovary tumor using Catalog No:109476(CORO2B antibody) at dilution of 1:100 (under 10x lens)



Immunohistochemical of paraffin-embedded human ovary tumor using Catalog No:109476(CORO2B antibody) at dilution of 1:100 (under 40x lens)