

# Anti-AMPK beta 1 (1A7) Mouse antibody



Catalog Number: 168476

## Product name

Anti-AMPK beta 1 (1A7) Mouse antibody

## Specificity

Human, Mouse, Rat, Monkey

## Antibody description

AMPK beta 1 (1A7) Mouse monoclonal antibody

## Preparation

Antigen: Purified recombinant human AMPK beta 1 protein fragments expressed in E.coli.

## Formulation

Purified mouse monoclonal antibody in PBS(pH 7.4) containing with 0.02% sodium azide and 50% glycerol.

## Storage

Store at 4°C short term. Store at -20°C long term. Avoid freeze / thaw cycle.

## Clonality

Monoclonal

## Ig Type

Mouse IgG2a

## Applications

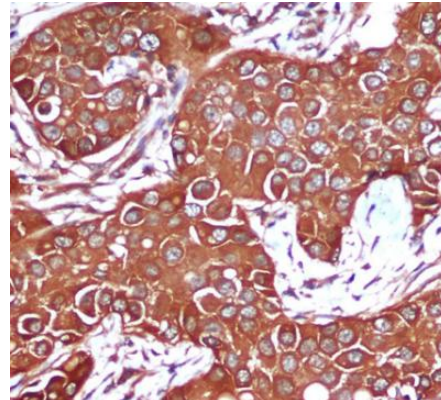
WB, ICC/IF, IP, IHC-P

## Dilutions

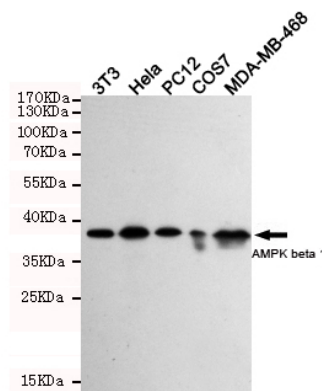
WB: 1/1000

;ICC: 1/100

## Validations

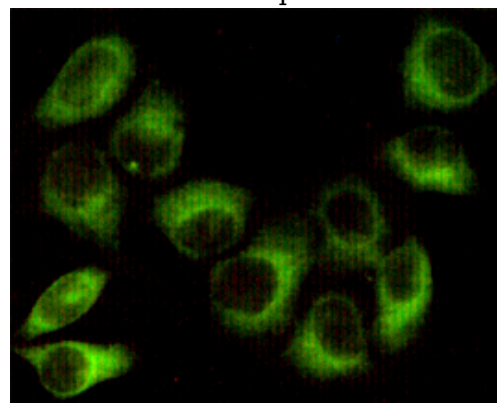


Immunohistochemical analysis of paraffin-embedded Breast cancer using AMPK beta 1 mouse mAb (1/200 dilution).Antigen retrieval was performed by pressure cooking in citrate buffer



(pH 6.0).

Western blot detection of AMPK beta 1 in 3T3,HeLa,PC-12,COS7 and MDA-MB-468 cell lysates using AMPK beta 1 mouse mAb (1:1000 diluted).Predicted band size:38KDa.Observed band size:38KDa.Exposure time:5min.

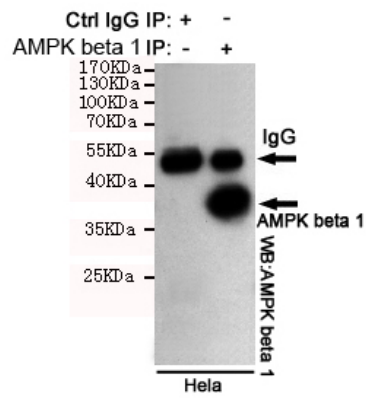


Immunocytochemistry staining of HeLa cells fixed with 1% Paraformaldehyde and using AMPK beta 1 mouse mAb (dilution 1:100).

# Anti-AMPK beta 1 (1A7) Mouse antibody



Catalog Number: 168476



Immunoprecipitation analysis of HeLa cell lysates using AMPK beta 1 mouse mAb.