

PLAP antibody

Catalog Number: 107476

Product name

PLAP antibody

Specificity

Human; other species not tested.

Antibody description

PLAP Mouse Monoclonal antibody. Positive WB detected in HepG2 cells, human placenta tissue. Positive IHC detected in human placenta tissue. Observed molecular weight by Western-blot: 66 kDa

Preparation

This antibody was obtained by immunization of PLAP recombinant protein (Accession Number: NM_001632). Purification method: Protein G purified.

Formulation

PBS with 0.02% sodium azide and 50% glycerol pH 7.3.

Storage

Store at -20°C. DO NOT ALIQUOT

Clonality

Monoclonal

Ig Type

Mouse IgG1

Applications

ELISA, WB, IHC


Dilutions

Recommended Dilution:

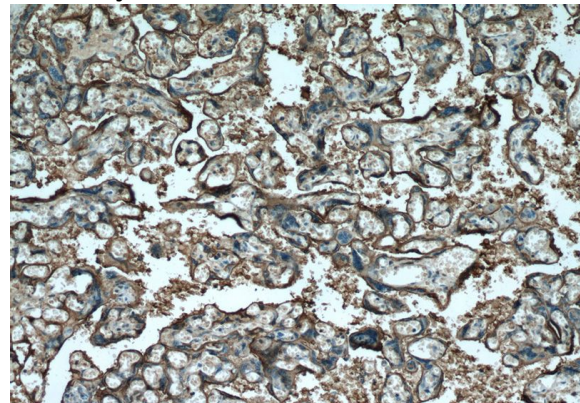
WB: 1:500-1:5000

IHC: 1:20-1:200

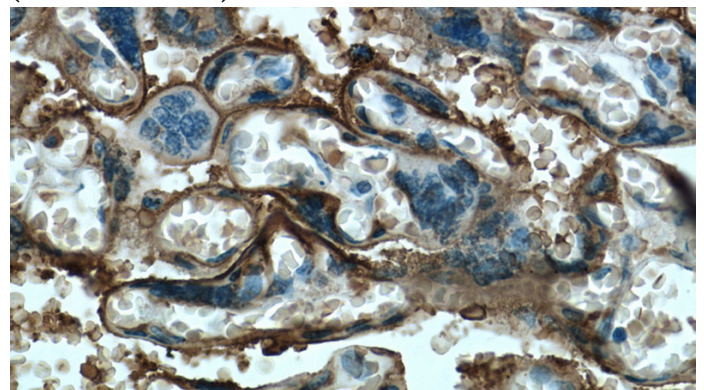
Validations



HepG2 cells were subjected to SDS PAGE followed by western blot with Catalog No:107476(ALPP Antibody) at dilution of 1:1000



Immunohistochemistry of paraffin-embedded human placenta tissue slide using Catalog No:107476(ALPP Antibody) at dilution of 1:100 (under 10x lens)



Immunohistochemistry of paraffin-embedded human placenta tissue slide using Catalog No:107476(ALPP Antibody) at dilution of 1:100

PLAP antibody



Catalog Number: 107476

(under 40x lens)