

NDUFB7 antibody



Catalog Number: 113076

Product name

NDUFB7 antibody

Immunogen

[Human NDUFB7 Recombinant protein \(GST tag\)](#)

Specificity

Human, Mouse, Rat; other species not tested.

Antibody description

NDUFB7 Rabbit Polyclonal antibody. Positive IHC detected in human brain tissue, human cervical cancer tissue, human heart tissue, human kidney tissue, human liver tissue, human lung tissue, human placenta tissue, human spleen tissue, human testis tissue. Positive IP detected in mouse brain tissue. Positive WB detected in mouse ovary tissue, MCF7 cells, mouse brain tissue. Observed molecular weight by Western-blot: 22 kDa

Preparation

This antibody was obtained by immunization of NDUFB7 recombinant protein (Accession Number: NM_004146). Purification method: Antigen affinity purified.

Formulation

PBS with 0.02% sodium azide and 50% glycerol pH 7.3.

Storage

Store at -20°C. DO NOT ALIQUOT

Clonality

Polyclonal

Ig Type

Rabbit IgG

Applications

ELISA, WB, IHC, IP

Dilutions

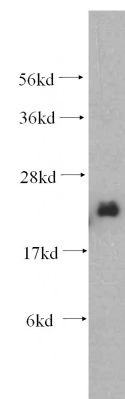
Recommended Dilution:

WB: 1:200-1:2000

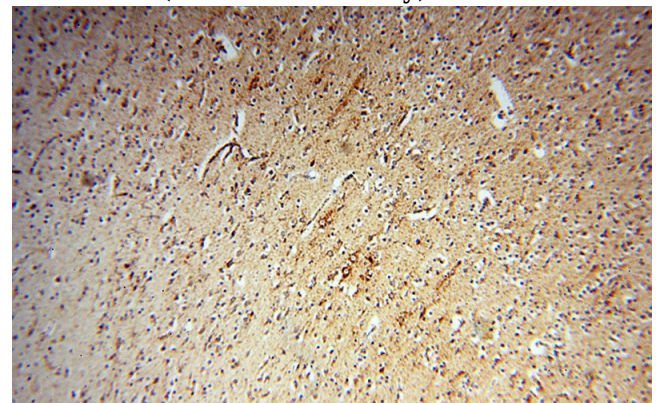
IP: 1:200-1:2000

IHC: 1:20-1:200

Validations



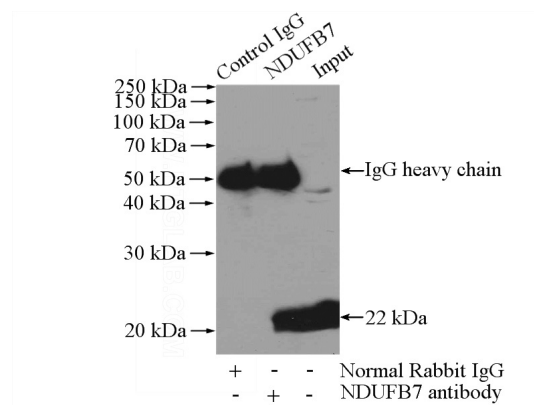
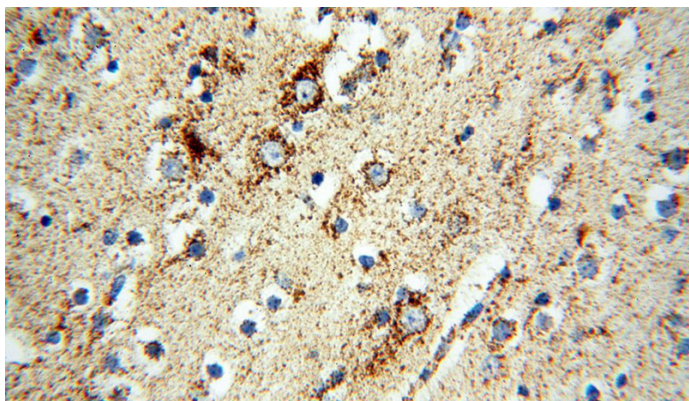
mouse ovary tissue were subjected to SDS PAGE followed by western blot with Catalog No:113076(NDUFB7 antibody) at dilution of 1:500



Immunohistochemical of paraffin-embedded human brain using Catalog No:113076(NDUFB7 antibody) at dilution of 1:100 (under 10x lens)

NDUFB7 antibody

Catalog Number: 113076



Immunohistochemical of paraffin-embedded human brain using Catalog No:113076(NDUFB7 antibody) at dilution of 1:100 (under 40x lens)

IP Result of anti-NDUFB7 (IP:Catalog No:113076, 3ug; Detection:Catalog No:113076 1:500) with mouse brain tissue lysate 2640ug.