

# UBXD1 antibody



Catalog Number: 116666

## Product name

UBXD1 antibody

## Specificity

Human, Mouse, Rat; other species not tested.

## Antibody description

UBXD1 Rabbit Polyclonal antibody. Positive WB detected in PC-3 cells, HeLa cells, mouse brain tissue. Positive IF detected in Hela cells. Positive IHC detected in human skin tissue, human brain tissue, human kidney tissue, human lung tissue, human ovary tissue, human placenta tissue, human spleen tissue, human testis tissue. Observed molecular weight by Western-blot: 50kd

## Preparation

This antibody was obtained by immunization of UBXD1 recombinant protein (Accession Number: NM\_001171091). Purification method: Antigen affinity purified.

## Formulation

PBS with 0.02% sodium azide and 50% glycerol pH 7.3.

## Storage

Store at -20°C. DO NOT ALIQUOT

## Clonality

Polyclonal

## Ig Type

Rabbit IgG

## Applications

ELISA, WB, IHC, IF

## Dilutions

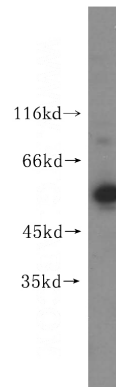
Recommended Dilution:

WB: 1:1000-1:10000

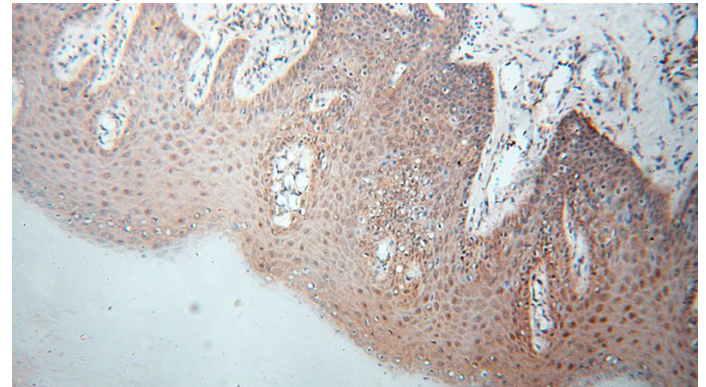
IHC: 1:20-1:200

IF: 1:20-1:200

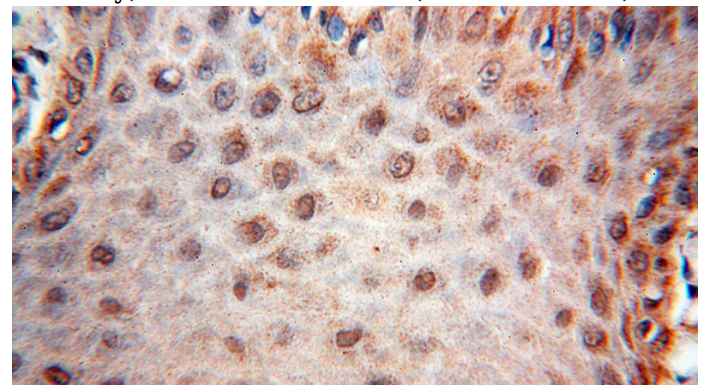
## Validations



PC-3 cells were subjected to SDS PAGE followed by western blot with Catalog No:116666(UBXN6 antibody) at dilution of 1:1200



Immunohistochemical of paraffin-embedded human skin using Catalog No:116666(UBXN6 antibody) at dilution of 1:100 (under 10x lens)

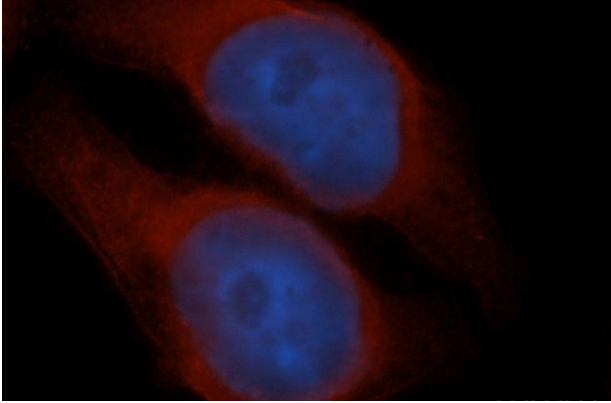


# UBXD1 antibody

Catalog Number: 116666

---

Immunohistochemical of paraffin-embedded human skin using Catalog No:116666(UBXN6 antibody) at dilution of 1:100 (under 40x lens)



Immunofluorescent analysis of Hela cells, using UBXN6 antibody Catalog No:116666 at 1:50 dilution and Rhodamine-labeled goat anti-rabbit IgG (red). Blue pseudocolor = DAPI (fluorescent DNA dye).