

HBB antibody



Catalog Number: 111266

Product name

HBB antibody

IP: 1:500-1:5000

IHC: 1:20-1:200

Specificity

Human, Mouse; other species not tested.

Antibody description

HBB Rabbit Polyclonal antibody. Positive WB detected in human heart tissue, human placenta tissue. Positive IP detected in mouse heart tissue. Positive IHC detected in human liver tissue. Observed molecular weight by Western-blot: 13-16 kDa

Preparation

This antibody was obtained by immunization of HBB recombinant protein (Accession Number: NM_000518). Purification method: Antigen affinity purified.

Formulation

PBS with 0.02% sodium azide and 50% glycerol pH 7.3.

Storage

Store at -20°C. DO NOT ALIQUOT

Clonality

Polyclonal

Ig Type

Rabbit IgG

Applications


ELISA, WB, IHC, IP

Dilutions

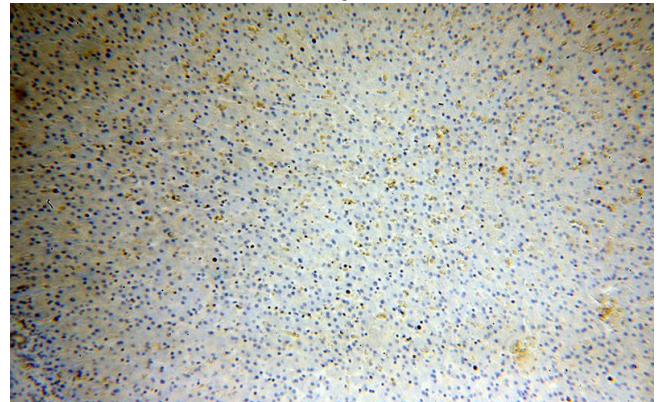
Recommended Dilution:

WB: 1:1000-1:10000

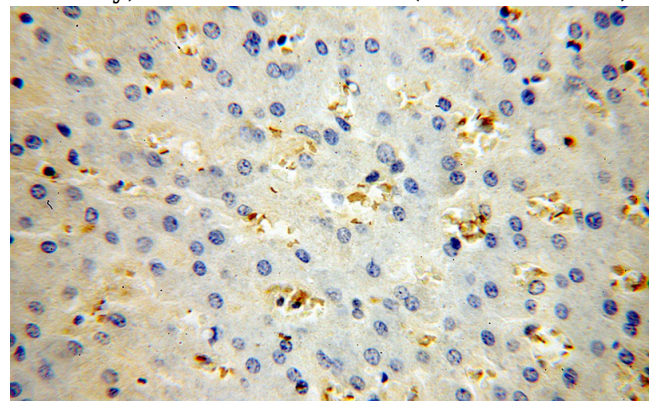
Validations



human heart tissue were subjected to SDS PAGE followed by western blot with Catalog No:111266(HBB antibody) at dilution of 1:2000



Immunohistochemical of paraffin-embedded human liver using Catalog No:111266(HBB antibody) at dilution of 1:100 (under 10x lens)

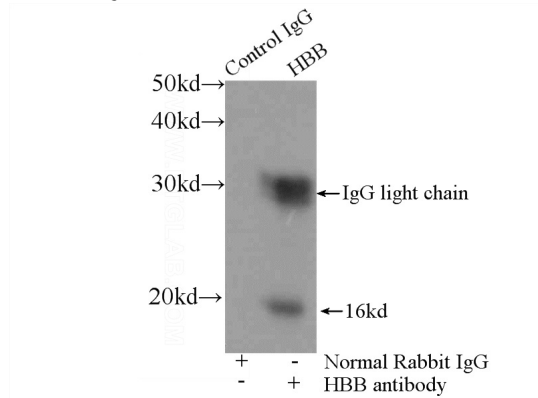


Immunohistochemical of paraffin-embedded human liver using Catalog No:111266(HBB

HBB antibody

Catalog Number: 111266

antibody) at dilution of 1:100 (under 40x lens)



IP Result of anti-HBB (IP:Catalog No:111266, 4ug; Detection:Catalog No:111266 1:1000) with mouse heart tissue lysate 3200ug.