

FBXW7 antibody

Catalog Number: 110566

Product name

FBXW7 antibody

Specificity

Human, Mouse, Rat; other species not tested.

Antibody description

FBXW7 Rabbit Polyclonal antibody. Positive WB detected in human brain tissue, HEK-293 cells, rat brain tissue. Positive IHC detected in human skeletal muscle tissue. Observed molecular weight by Western-blot: 60-65 kDa

Preparation

This antibody was obtained by immunization of Peptide (Accession Number: NM_018315). Purification method: Antigen affinity purified.

Formulation

PBS with 0.02% sodium azide and 50% glycerol pH 7.3.

Storage

Store at -20°C. DO NOT ALIQUOT

Clonality

Polyclonal

Ig Type

Rabbit IgG

Applications

ELISA, WB, IHC


Dilutions

Recommended Dilution:

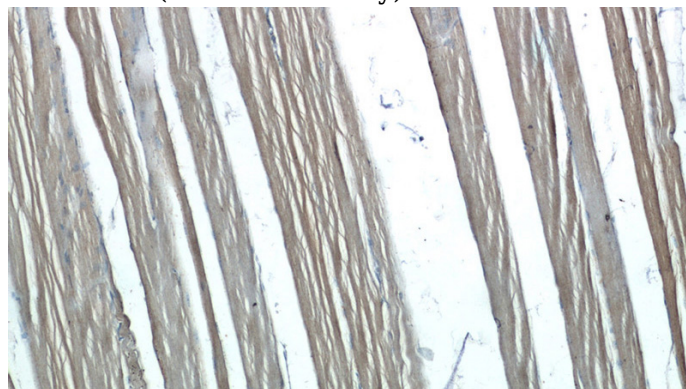
WB: 1:200-1:2000

IHC: 1:20-1:200

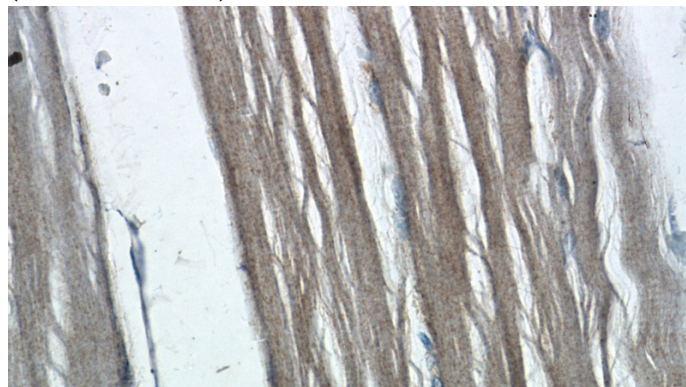
Validations



human brain tissue were subjected to SDS PAGE followed by western blot with Catalog No:110566(FBXW7 antibody) at dilution of 1:600



Immunohistochemistry of paraffin-embedded human skeletal muscle tissue slide using Catalog No:110566(FBXW7 Antibody) at dilution of 1:50 (under 10x lens)



Immunohistochemistry of paraffin-embedded human skeletal muscle tissue slide using Catalog No:110566(FBXW7 Antibody) at dilution of 1:50 (under 40x lens)