

FAM120C antibody



Catalog Number: 110466

Product name

FAM120C antibody

IP: 1:200-1:2000

IF: 1:50-1:500


Specificity

Human; other species not tested.

Validations

Antibody description

FAM120C Rabbit Polyclonal antibody. Positive IP detected in HepG2 cells. Positive WB detected in HepG2 cells. Positive IF detected in HepG2 cells. Observed molecular weight by Western-blot: 120 kDa



Preparation

This antibody was obtained by immunization of FAM120C recombinant protein (Accession Number: NM_017848). Purification method: Antigen affinity purified.

HepG2 cells were subjected to SDS PAGE followed by western blot with Catalog No:110466(FAM120C Antibody) at dilution of

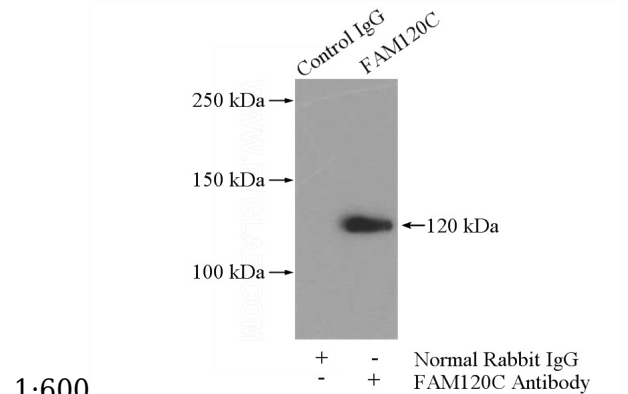
Formulation

PBS with 0.1% sodium azide and 50% glycerol pH 7.3.

1:600

Storage

Store at -20°C. DO NOT ALIQUOT



Clonality

Polyclonal

1:600

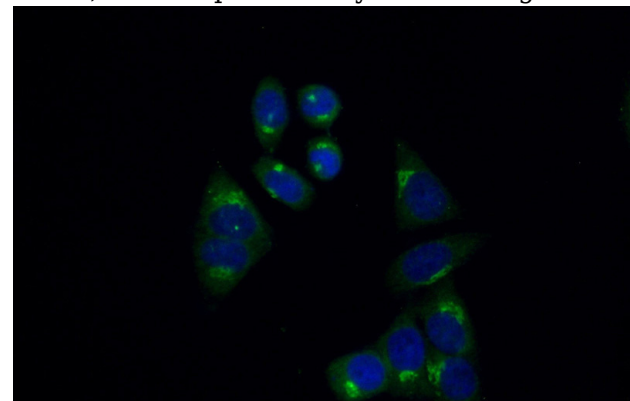
Ig Type

Rabbit IgG

IP Result of anti-FAM120C (IP:Catalog No:110466, 4ug; Detection:Catalog No:110466 1:500) with HepG2 cells lysate 3600ug.

Applications

ELISA, WB, IP, IF



Dilutions

Recommended Dilution:

Immunofluorescent analysis of (10%

WB: 1:200-1:2000

FAM120C antibody



Catalog Number: 110466

Formaldehyde) fixed HepG2 cells using Catalog No:110466(FAM120C Antibody) at dilution of 1:50 and Alexa Fluor 488-conjugated AffiniPure Goat Anti-Rabbit IgG(H+L)