

# SAR1B antibody



Catalog Number: 115066

## Product name

SAR1B antibody

## Immunogen

[Human SAR1B Recombinant protein \(GST tag\)](#)

## Specificity

Human, Mouse, Rat; other species not tested.

## Antibody description

SAR1B Rabbit Polyclonal antibody. Positive IHC detected in human colon cancer tissue. Positive WB detected in mouse liver tissue, human liver tissue, mouse brain tissue. Observed molecular weight by Western-blot: 25-27 kDa

## Preparation

This antibody was obtained by immunization of SAR1B recombinant protein (Accession Number: NM\_016103). Purification method: Antigen affinity purified.

## Formulation

PBS with 0.02% sodium azide and 50% glycerol pH 7.3.

## Storage

Store at -20°C. DO NOT ALIQUOT

## Clonality

Polyclonal

## Ig Type

Rabbit IgG

## Applications

ELISA, WB, IHC


## Dilutions

Recommended Dilution:

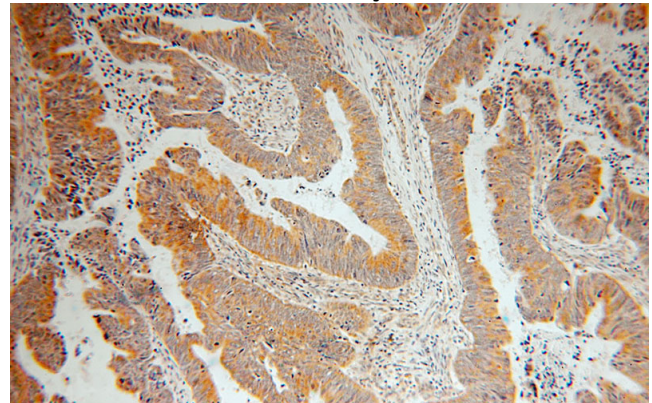
WB: 1:500-1:5000

IHC: 1:20-1:200

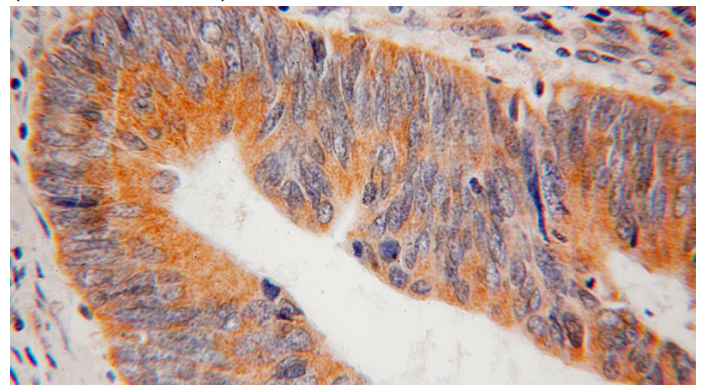
## Validations



mouse liver tissue were subjected to SDS PAGE followed by western blot with Catalog No:115066(SAR1B antibody) at dilution of 1:500



Immunohistochemical of paraffin-embedded human colon cancer using Catalog No:115066(SAR1B antibody) at dilution of 1:100 (under 10x lens)



# SAR1B antibody



Catalog Number: 115066

---

Immunohistochemical of paraffin-embedded human colon cancer using Catalog

No:115066(SAR1B antibody) at dilution of 1:100 (under 40x lens)