

# NDUFAF1 antibody

Catalog Number: 113066

## Product name

NDUFAF1 antibody

## Specificity

Human, Mouse, Rat; other species not tested.

## Antibody description

NDUFAF1 Rabbit Polyclonal antibody. Positive WB detected in Transfected HEK-293 cells. Positive IHC detected in human kidney tissue.

## Preparation

This antibody was obtained by immunization of NDUFAF1 recombinant protein (Accession Number: XM\_047432637). Purification method: Antigen affinity purified.

## Formulation

PBS with 0.02% sodium azide and 50% glycerol pH 7.3.

## Storage

Store at -20°C. DO NOT ALIQUOT

## Clonality

Polyclonal

## Ig Type

Rabbit IgG

## Applications

ELISA, IHC, WB

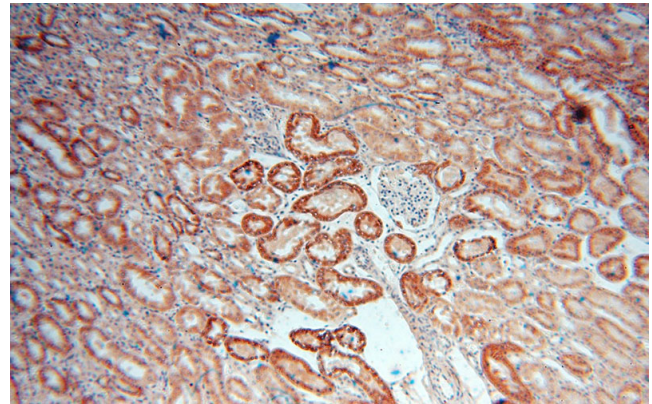
## Dilutions

Recommended Dilution:

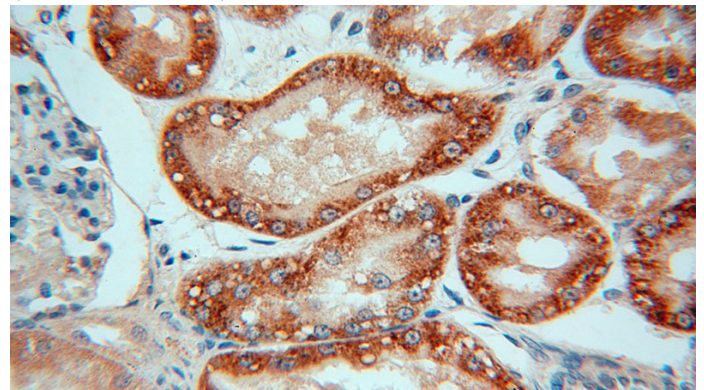
WB: 1:500-1:5000

IHC: 1:20-1:200

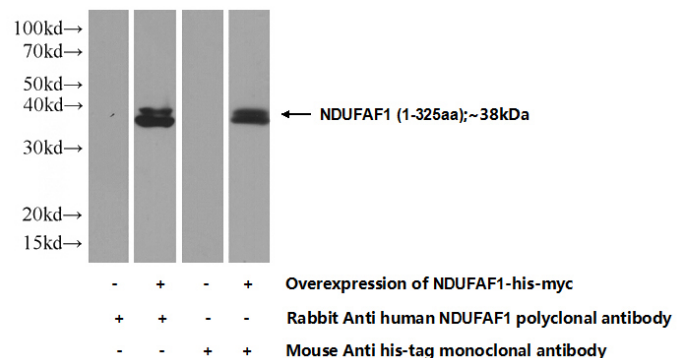
## Validations



Immunohistochemical of paraffin-embedded human kidney using Catalog No:113066(NDUFAF1 antibody) at dilution of 1:50 (under 10x lens)



Immunohistochemical of paraffin-embedded human kidney using Catalog No:113066(NDUFAF1 antibody) at dilution of 1:50 (under 40x lens)



Transfected HEK-293 cells were subjected to SDS PAGE followed by western blot with Catalog No:113066(NDUFAF1 Antibody) at dilution of 1:1000