

FBXO5 antibody

Catalog Number: 110556

Product name

FBXO5 antibody

WB: 1:500-1:5000

IHC: 1:20-1:200

Specificity

Human, Mouse, Rat; other species not tested.

Antibody description

FBXO5 Rabbit Polyclonal antibody. Positive IHC detected in human ovary tumor tissue, human placenta tissue, human tonsillitis tissue. Positive WB detected in HEK-293 cells, HeLa cells, HepG2 cells, human ovary tissue, K-562 cells, mouse kidney tissue, rat liver tissue. Observed molecular weight by Western-blot: 56 kDa, 45 kDa

Preparation

This antibody was obtained by immunization of FBXO5 recombinant protein (Accession Number: NM_012177). Purification method: Antigen affinity purified.

Formulation

PBS with 0.1% sodium azide and 50% glycerol pH 7.3.

Storage

Store at -20°C. DO NOT ALIQUOT

Clonality

Polyclonal

Ig Type

Rabbit IgG

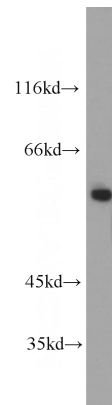
Applications

ELISA, WB, IHC

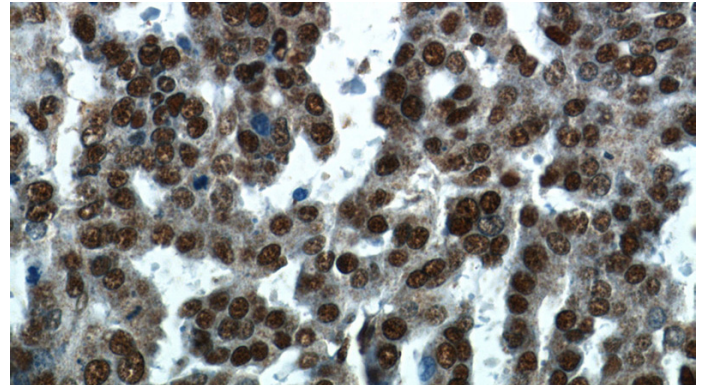
Dilutions

Recommended Dilution:

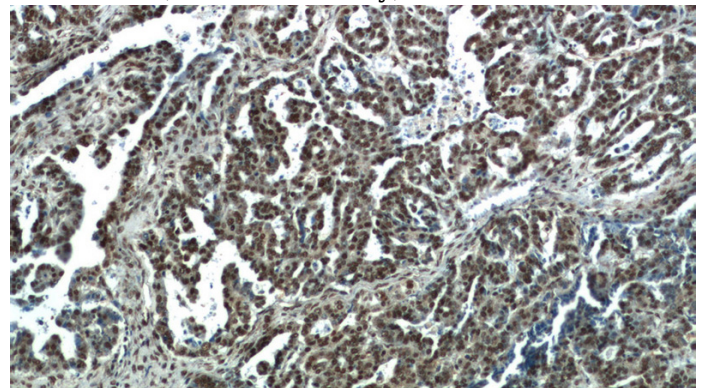
Validations



HEK-293 cells were subjected to SDS PAGE followed by western blot with Catalog No:110556(FBXO5 antibody) at dilution of 1:800



Immunohistochemistry of paraffin-embedded human ovary tumor tissue slide using Catalog No:110556(FBXO5 Antibody) at dilution of 1:50



Immunohistochemistry of paraffin-embedded human ovary tumor tissue slide using Catalog No:110556(FBXO5 Antibody) at dilution of 1:50

FBX05 antibody



Catalog Number: 110556

No:110556(FBX05 Antibody) at dilution of 1:50