

COP1 antibody

Catalog Number: 109456

Product name

COP1 antibody

Specificity

Human, Mouse, Rat; other species not tested.

Antibody description

COP1 Rabbit Polyclonal antibody. Positive IHC detected in human osteosarcoma tissue. Positive WB detected in human heart tissue. Observed molecular weight by Western-blot: 90kd

Preparation

This antibody was obtained by immunization of COP1 recombinant protein (Accession Number: BC039723). Purification method: Antigen affinity purified.

Formulation

PBS with 0.02% sodium azide and 50% glycerol pH 7.3.

Storage

Store at -20°C. DO NOT ALIQUOT

Clonality

Polyclonal

Ig Type

Rabbit IgG

Applications

ELISA, WB, IHC


Dilutions

Recommended Dilution:

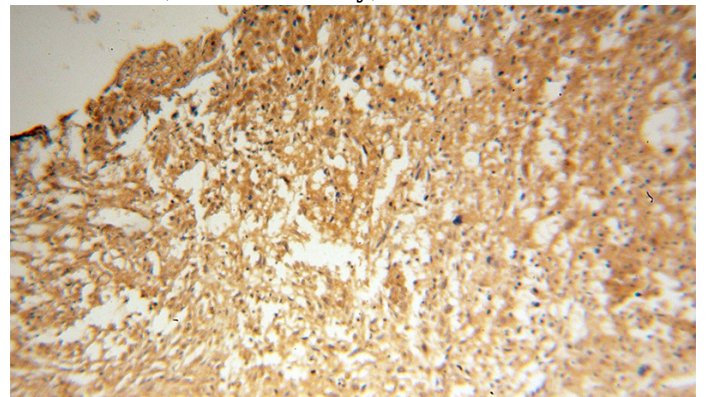
WB: 1:500-1:5000

IHC: 1:20-1:200

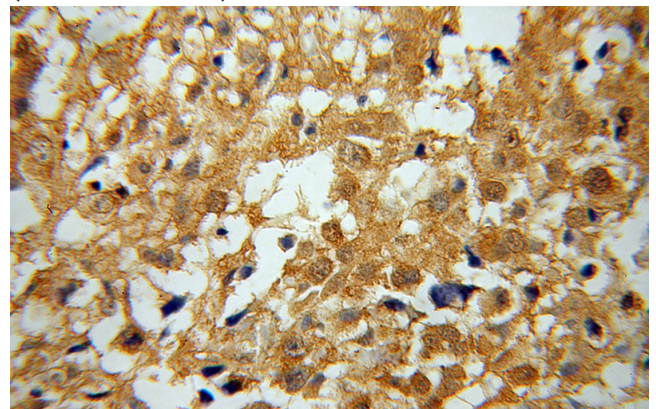
Validations



human heart tissue were subjected to SDS PAGE followed by western blot with Catalog No:109456(COP1 antibody) at dilution of 1:500



Immunohistochemical of paraffin-embedded human osteosarcoma using Catalog No:109456(COP1 antibody) at dilution of 1:100 (under 10x lens)



Immunohistochemical of paraffin-embedded human osteosarcoma using Catalog No:109456(COP1 antibody) at dilution of 1:100 (under 40x lens)