

Thrombospondin-1 antibody



Catalog Number: 116056

Product name

Thrombospondin-1 antibody

IP: 1:200-1:2000

IF: 1:20-1:200

Specificity

Human; other species not tested.

Antibody description

Thrombospondin-1 Rabbit Polyclonal antibody. Positive WB detected in HeLa cells, A431 cells, A549 cells, human heart tissue. Positive IP detected in HeLa cells. Positive IF detected in MCF-7 cells. Observed molecular weight by Western-blot: 165-198 kDa

Preparation

This antibody was obtained by immunization of Peptide (Accession Number: BC028145). Purification method: Antigen affinity purified.

Formulation

PBS with 0.02% sodium azide and 50% glycerol pH 7.3.

Storage

Store at -20°C. DO NOT ALIQUOT

Clonality

Polyclonal

Ig Type

Rabbit IgG

Applications


ELISA, WB, IF, IP

Dilutions

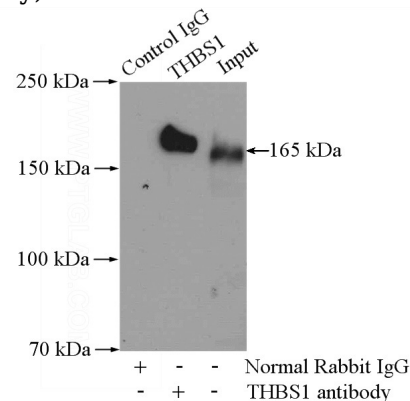
Recommended Dilution:

WB: 1:500-1:5000

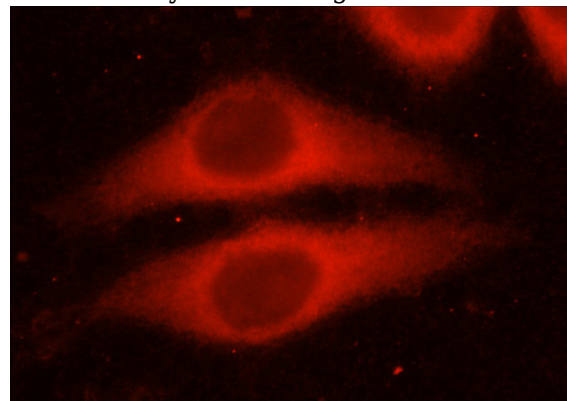
Validations



HeLa cells were subjected to SDS PAGE followed by western blot with Catalog No:116056(TSP1 antibody) at dilution of 1:300



IP Result of anti-TSP1 (IP:Catalog No:116056, 4ug; Detection:Catalog No:116056 1:500) with HeLa cells lysate 2000ug.



Immunofluorescent analysis of MCF-7 cells using Catalog No:116056(TSP1 Antibody) at dilution of

Thrombospondin-1 antibody



Catalog Number: 116056

1:50 and Rhodamine-Goat anti-Rabbit IgG