

Kindlin 2 antibody

Catalog Number: 112056

Product name

Kindlin 2 antibody

IP: 1:500-1:5000

IHC: 1:20-1:200

Specificity


Human, Mouse, Rat; other species not tested.

IF: 1:10-1:100

Antibody description

Kindlin 2 Rabbit Polyclonal antibody. Positive IF detected in HepG2. Positive IHC detected in human ovary tumor. Positive WB detected in A549 cells, human placenta tissue. Positive IP detected in A549 cells. Observed molecular weight by Western-blot: 78kd

Validations



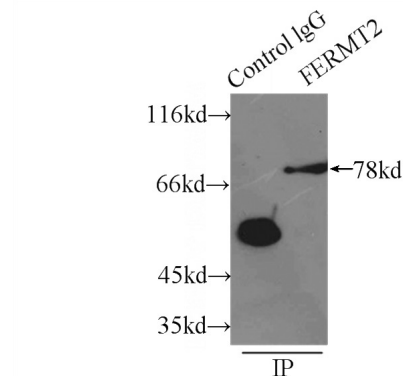
Preparation

This antibody was obtained by immunization of Kindlin 2 recombinant protein (Accession Number: NM_006832). Purification method: Antigen affinity purified.

A549 cells were subjected to SDS PAGE followed by western blot with Catalog No:112056(FERMT2 antibody) at dilution of 1:500

Formulation

PBS with 0.1% sodium azide and 50% glycerol pH 7.3.



Storage

Store at -20°C. DO NOT ALIQUOT

Clonality

Polyclonal

Ig Type

Rabbit IgG

Applications

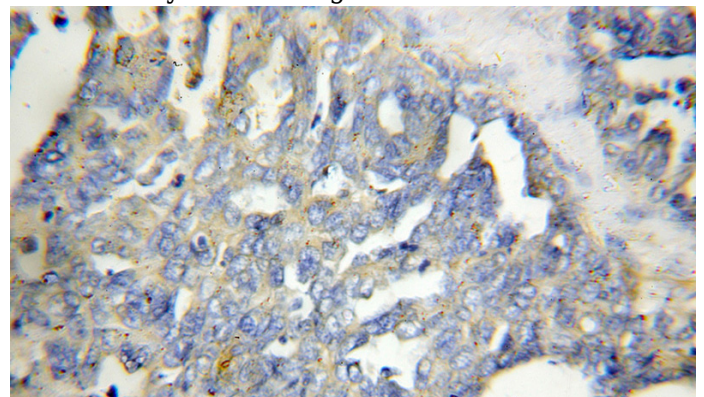
ELISA, WB, IHC, IF, IP

Dilutions

Recommended Dilution:

WB: 1:500-1:5000

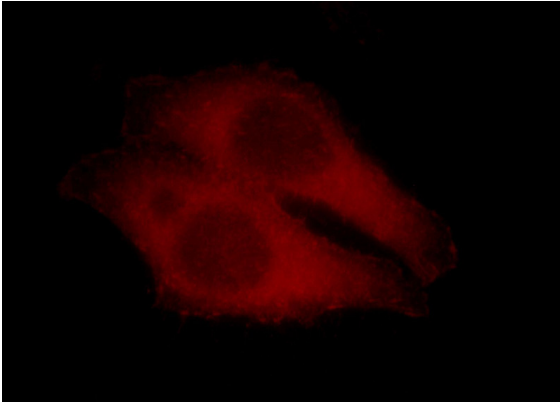
IP Result of anti-FERMT2 (IP:Catalog No:112056, 3ug; Detection:Catalog No:112056 1:1000) with A549 cells lysate 3300ug.



Kindlin 2 antibody

Catalog Number: 112056

Immunohistochemical of paraffin-embedded human ovary tumor using Catalog No:112056(FERMT2 antibody) at dilution of 1:50 (under 10x lens)



Immunofluorescent analysis of HepG2 cells, using FERMT2 antibody Catalog No:112056 at 1:25 dilution and Rhodamine-labeled goat anti-rabbit IgG (red).