

IL5RA antibody

Catalog Number: 111746

Product name

IL5RA antibody

IHC: 1:20-1:200

IF: 1:10-1:100

Specificity

Human, Mouse, Rat; other species not tested.

Antibody description

IL5RA Rabbit Polyclonal antibody. Positive IF detected in HepG2 cells. Positive IHC detected in human pancreas cancer tissue. Positive WB detected in Jurkat cells. Observed molecular weight by Western-blot: 43kd and 75kd

Preparation

This antibody was obtained by immunization of IL5RA recombinant protein (Accession Number: NM_175728). Purification method: Antigen affinity purified.

Formulation

PBS with 0.02% sodium azide and 50% glycerol pH 7.3.

Storage

Store at -20°C. DO NOT ALIQUOT

Clonality

Polyclonal

Ig Type

Rabbit IgG

Applications


ELISA, WB, IHC, IF

Dilutions

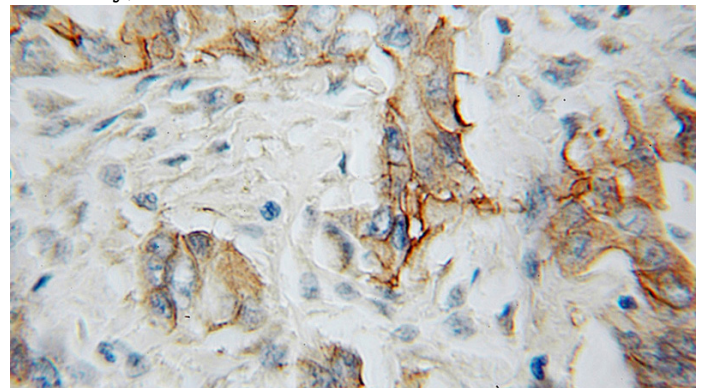
Recommended Dilution:

WB: 1:200-1:2000

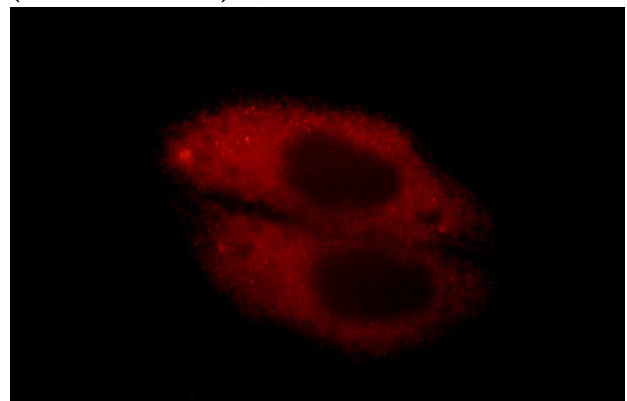
Validations



Jurkat cells were subjected to SDS PAGE followed by western blot with Catalog No:111746(IL5RA antibody) at dilution of 1:300



Immunohistochemical of paraffin-embedded human pancreas cancer using Catalog No:111746(IL5RA antibody) at dilution of 1:100 (under 10x lens)



Immunofluorescent analysis of HepG2 cells, using

IL5RA antibody



Catalog Number: 111746

IL5RA antibody Catalog No:111746 at 1:25

dilution and Rhodamine-labeled goat anti-rabbit
IgG (red).