

Anti-MEK2 (5C9) Mouse antibody



Catalog Number: 168346

Product name

Anti-MEK2 (5C9) Mouse antibody

Specificity

Human, Mouse, Rat

Antibody description

MEK2 (5C9) Mouse monoclonal antibody

Preparation

Antigen: Purified recombinant fragment of human MAP2K2 expressed in E. Coli.

Formulation

Ascitic fluid containing 0.03% sodium azide.

Storage

Store at 4°C short term. Store at -20°C long term. Avoid freeze / thaw cycle.

Clonality

Monoclonal

Ig Type

Mouse IgG1

Applications

WB, ICC/IF, FC

Dilutions

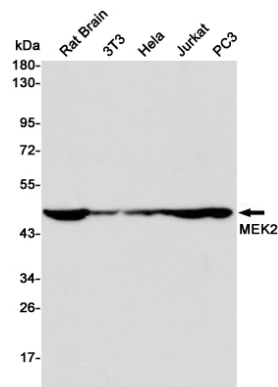
WB: 1/500 - 1/2000

ICC: 1/200 - 1/1000

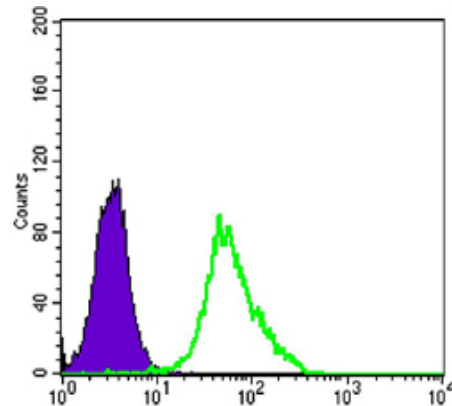
FC: 1/200 - 1/400

ELISA: 1/10000

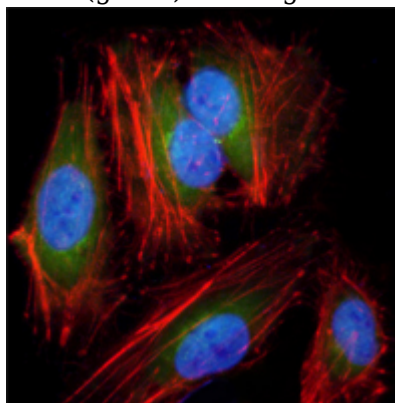
Validations



Western blot detection of MEK2 in Rat Brain, 3T3, HeLa, Jurkat and PC3 cell lysates using MEK2 mouse mAb (1:1000 diluted). Predicted band size: 44 kDa. Observed band size: 45 kDa.



Flow cytometric analysis of HeLa cells using anti-MAP2K2 mAb (green) and negative control (purple).



(purple).

Immunofluorescence analysis of HeLa cells using anti-MAP2K2 mAb (green). Red: Actin filaments have been labeled with DY-554 phalloidin. Blue: DRAQ5 fluorescent DNA dye.