

# C11orf83 antibody

Catalog Number: 108646

## Product name

C11orf83 antibody

## Immunogen

[Human C11orf83 Recombinant protein \(His tag\)](#)

## Specificity

Human; other species not tested.

## Antibody description

C11orf83 Rabbit Polyclonal antibody. Positive IHC detected in human placenta tissue, human breast cancer tissue.

## Preparation

This antibody was obtained by immunization of C11orf83 recombinant protein (Accession Number: NM\_001085372). Purification method: Antigen affinity purified.

## Formulation

PBS with 0.1% sodium azide and 50% glycerol pH 7.3.

## Storage

Store at -20°C. DO NOT ALIQUOT

## Clonality

Polyclonal

## Ig Type

Rabbit IgG

## Applications

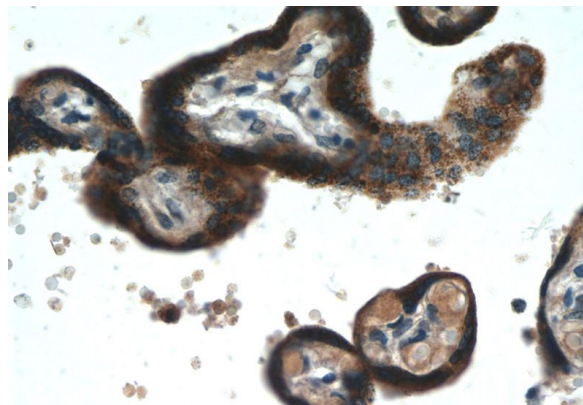
ELISA, IHC

## Dilutions

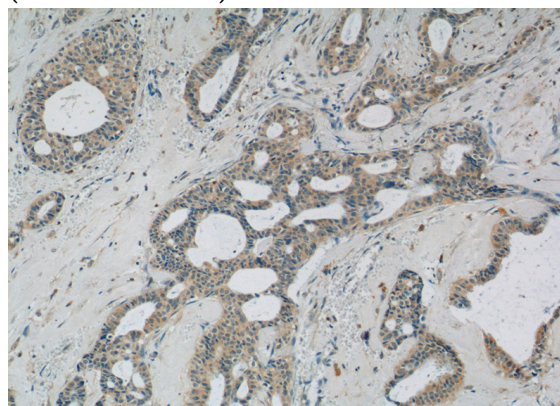
Recommended Dilution:

IHC: 1:20-1:200

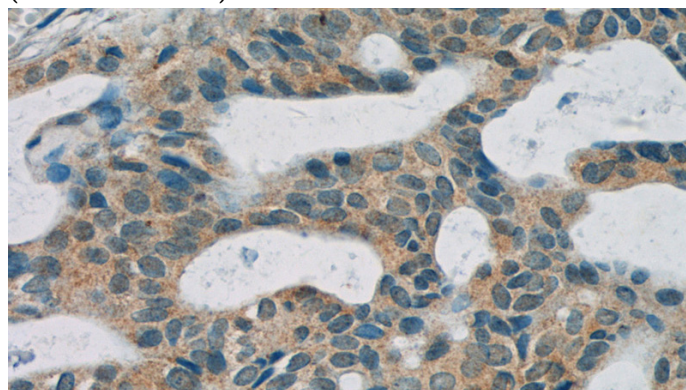
## Validations



Immunohistochemistry of paraffin-embedded human placenta tissue slide using Catalog No:108646(C11orf83 Antibody) at dilution of 1:50 (under 40x lens)



Immunohistochemistry of paraffin-embedded human breast cancer tissue slide using Catalog No:108646(C11orf83 Antibody) at dilution of 1:50 (under 10x lens)



Immunohistochemistry of paraffin-embedded human breast cancer tissue slide using Catalog

# C11orf83 antibody



Catalog Number: 108646

---

No:108646(C11orf83 Antibody) at dilution of 1:50 (under 40x lens)