

# GTPBP9 antibody



Catalog Number: 111246

## Product name

GTPBP9 antibody

IHC: 1:20-1:200

IF: 1:10-1:100

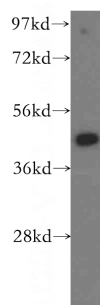
## Specificity

Human, Mouse, Rat; other species not tested.

## Validations

## Antibody description

GTPBP9 Rabbit Polyclonal antibody. Positive IHC detected in human colon cancer tissue. Positive IF detected in MCF-7 cells. Positive WB detected in MCF7 cells, HepG2 cells, Jurkat cells. Observed molecular weight by Western-blot: 45kd



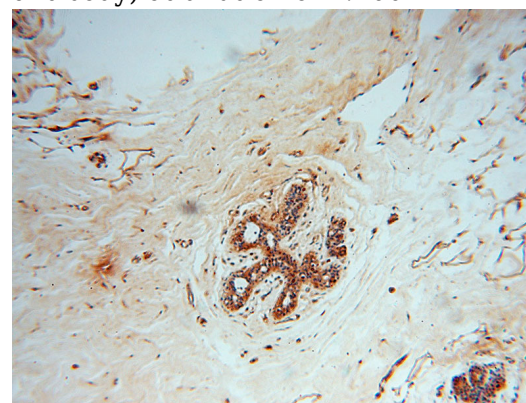
## Preparation

This antibody was obtained by immunization of GTPBP9 recombinant protein (Accession Number: BC013925). Purification method: Antigen affinity purified.

MCF7 cells were subjected to SDS PAGE followed by western blot with Catalog No:111246(OLA1 antibody) at dilution of 1:400

## Formulation

PBS with 0.02% sodium azide and 50% glycerol pH 7.3.



## Storage

Store at -20°C. DO NOT ALIQUOT

## Clonality

Polyclonal

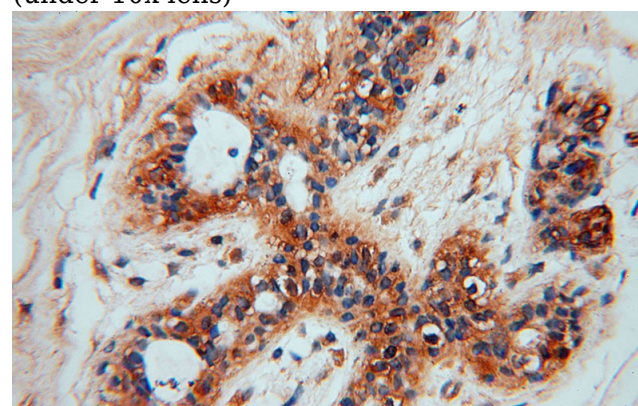
Immunohistochemical of paraffin-embedded human colon cancer using Catalog No:111246(OLA1 antibody) at dilution of 1:50 (under 10x lens)

## Ig Type

Rabbit IgG

## Applications

ELISA, WB, IHC, IF



## Dilutions

Recommended Dilution:

WB: 1:500-1:5000

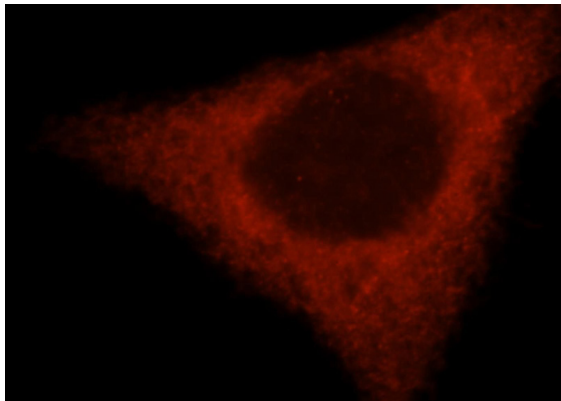
Immunohistochemical of paraffin-embedded

# GTPBP9 antibody

Catalog Number: 111246

---

human colon cancer using Catalog No:111246(OLA1 antibody) at dilution of 1:50 (under 40x lens)



Immunofluorescent analysis of MCF-7 cells, using OLA1 antibody Catalog No:111246 at 1:25 dilution and Rhodamine-labeled goat anti-rabbit IgG (red).