

# CBX4 antibody

Catalog Number: 108946

## Product name

CBX4 antibody

## Specificity

Human, Mouse, Rat; other species not tested.

## Antibody description

CBX4 Rabbit Polyclonal antibody. Positive WB detected in Various cell, HEK-293 cells, PC-3 cells. Positive IF detected in U2OS cell, HeLa cells. Observed molecular weight by Western-blot: ~75 kDa

## Preparation

This antibody was obtained by immunization of CBX4 recombinant protein (Accession Number: BC014967). Purification method: Antigen affinity purified.

## Formulation

PBS with 0.1% sodium azide and 50% glycerol pH 7.3.

## Storage

Store at -20°C. DO NOT ALIQUOT

## Clonality

Polyclonal

## Ig Type

Rabbit IgG

## Applications

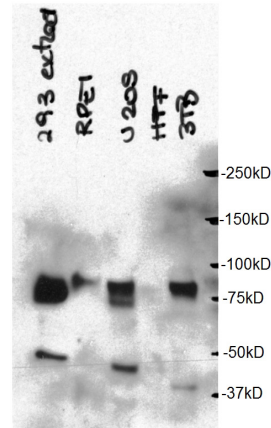
ELISA, IF, WB

## Dilutions

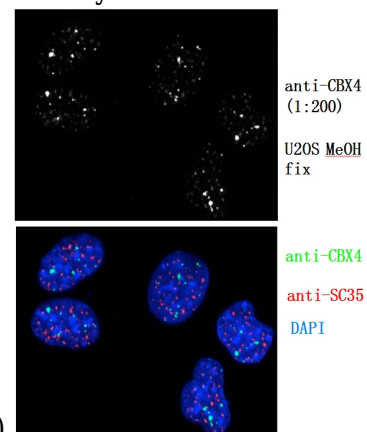
Recommended Dilution:

WB: N/AIF: N/A

## Validations




WB result of anti-CBX4 (Catalog No:108946) with various cell. (Courtesy of L. Pirone and R. Barrio,



CIC bioGUNE).

IF result of anti-CBX4 (Catalog No:108946, 1:200) with U2OS cell, MeOH fixation. (Courtesy of L.



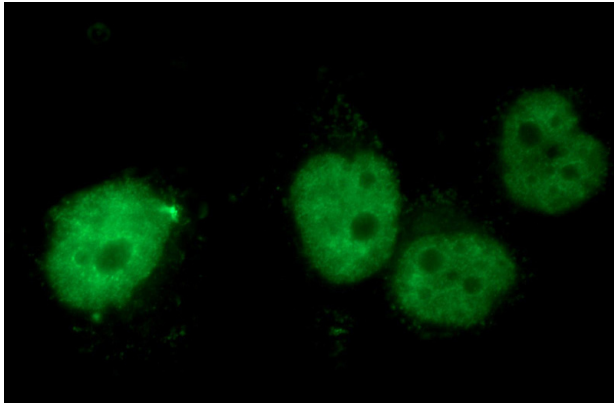
Pirone and R. Barrio, CIC bioGUNE).

PC-3 cells were subjected to SDS PAGE followed by western blot with Catalog No:108946(CBX4 Antibody) at dilution of 1:600

# CBX4 antibody

Catalog Number: 108946

---



Immunofluorescent analysis of HeLa cells using Catalog No:108946(CBX4 Antibody) at dilution of 1:50 and Alexa Fluor 488-conjugated AffiniPure Goat Anti-Rabbit IgG(H+L)